

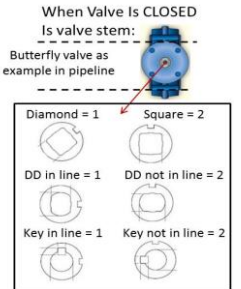
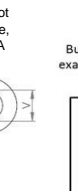
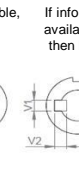
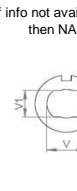
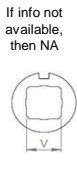
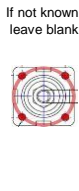
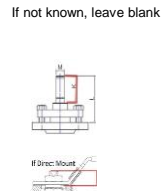
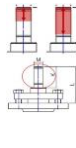
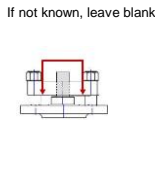
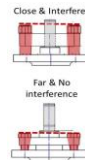
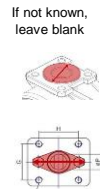
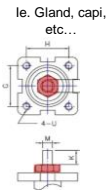
<b>Generic Input</b>				Easytork internal use only	
Valve Brand	DelVal	Valve Brand Truncate	DV		
Series	50/52	Series Truncate	5052		
Input: 1 = mm / 2 = in	2				
Safety Factor	15%				

Actuator Design Year   19

**Valve Input**

Valve Torque				Section Only For Non Direct Mount ("D.M"), Otherwise Leave Blank						Valve Dimension							
				Bracket Check		Extended Shaft Check		Buyer Preference		Valve Info		Valve Flange		Valve Dimension		Valve Stem Shape and Dimension	
Published valve torque	Incl. safety factor	Any obstruction over flange?	1=Yes / 0=No	Possible obstruction for std. Easytork bracket?	Out. dia. of obstruction over flange surface	Are bolts for packing gland close to valve stem height?	If bolts interfere with valve stem, what is inside dia. between bolts	If w/ bracket: How much valve stem capture?	If known, capturable valve stem height	In ISO (i.e. F05)	Flange to top of valve stem	Stem Shape	Valve stem dimension in in or mm	V	V1	V2	Insert orientation when valve is CLOSED. If Sq 1=diamond / 2=square If DD or B+K 1=in line / 2=not in line
Valve Size	in-lb	in-lb	1=Yes / 0=No	1=Yes / 0=No	in/mm	1=Yes / 0=No	in/mm	in/mm	in/mm	in/mm	in/mm	Key	in / mm	in/mm	in/mm	in/mm	1 = Diamond or in line / 2=Square or not in line
2"	72	83	No							2.76	1.25	2	in	0.550	0.390		
2 1/2"	124	143	No							2.76	1.25	2	in	0.550	0.390		
3"	142	163	No							2.76	1.25	2	in	0.550	0.390		
4"	256	294	No							2.76	1.25	2	in	0.630	0.430		
5"	393	452	No							2.76	1.25	2	in	0.750	0.510		
6"	545	627	No							2.76	1.25	2	in	0.750	0.510		
8"	977	1,124	No							4.02	1.25	2	in	0.870	0.630		
10"	1,586	1,824	No							4.92	2.00	2	in	1.180	0.870		
12"	2,677	3,079	No							4.92	2.00	2	in	1.180	0.870		
14"	3,527	4,056	No							4.92	2.00	3	in	1.380	0.390	0.390	
16"	4,428	5,092	No							4.92	2.00	3	in	1.380	0.390	0.390	
18"	7,273	8,364	No							6.5	2.50	3	in	1.970	0.390	0.470	
20"	8,441	9,707	No							6.5	2.50	3	in	1.970	0.390	0.470	
		0															
		0															
		0															
		0															
		0															
		0															

Notes:



**Disclaimer: Based on information available from valve manufacturer. All dimensions to be verified by customer prior to purchase confirmation.**

Valve Size	Required Actuator Range	Actuator Torque (Actual torque, no additional safety factor included)				Individual Part Order Code* (If ordered with the below order codes, Easytork will ship each part as standalone)				Note	Complete Actuator to Valve Order Code*
		DA @ 60PSI	DA @ 80PSI	FS @ 60PSI	FS @ 80PSI	Actuator	Insert	Extended Shaft	Bracket		
2"	EVA-0411	288	384	187	250	C-A-2-11-1-111	D-212-0.550x0.390in		Spacer plate	Direct mount with spacer plate	DV.5052.2".0411.19
	EVA-0514	572	763	372	496	C-A-3-11-1-111	D-312-0.550x0.390in			Direct mount	DV.5052.2".0514.19
2 1/2"	EVA-0411	288	384	187	250	C-A-2-11-1-111	D-212-0.550x0.390in		Spacer plate	Direct mount with spacer plate	DV.5052.2 1/2".0411.19
	EVA-0514	572	763	372	496	C-A-3-11-1-111	D-312-0.550x0.390in			Direct mount	DV.5052.2 1/2".0514.19
3"	EVA-0411	288	384	187	250	C-A-2-11-1-111	D-212-0.550x0.390in		Spacer plate	Direct mount with spacer plate	DV.5052.3".0411.19
	EVA-0514	572	763	372	496	C-A-3-11-1-111	D-312-0.550x0.390in			Direct mount	DV.5052.3".0514.19
4"	EVA-0514	572	763	372	496	C-A-3-11-1-111	D-312-0.630x0.430in			Direct mount	DV.5052.4".0514.19
	EVA-0717	1,144	1,526	744	992	C-A-4-11-1-111	D-412-0.630x0.430in			Direct mount	DV.5052.4".0717.19
5"	EVA-0514	572	763	372	496	C-A-3-11-1-111	D-312-0.750x0.510in		P-1-F07-F07-0.24in x 3	Direct mount with spacer plate (order code given)	DV.5052.5".0514.19
	EVA-0717	1,144	1,526	744	992	C-A-4-11-1-111	D-412-0.750x0.510in			Direct mount	DV.5052.5".0717.19
6"	EVA-0514	572	763	372	496	C-A-3-11-1-111	D-312-0.750x0.510in		P-1-F07-F07-0.24in x 3	Direct mount with spacer plate (order code given)	DV.5052.6".0514.19
	EVA-0717	1,144	1,526	744	992	C-A-4-11-1-111	D-412-0.750x0.510in			Direct mount	DV.5052.6".0717.19
8"	EVA-0717	1,144	1,526	744	992	C-A-4-11-1-111	D-412-0.870x0.630in		P-1-F07-F07-0.24in x 2	Direct mount with spacer plate (order code given)	DV.5052.8".0717.19
	EVA-1022	2,289	3,051	1,488	1,983	C-A-5-11-1-111	D-512-0.870x0.630in			Direct mount	DV.5052.8".1022.19
10"	EVA-1022	2,289	3,051	1,488	1,983	C-A-5-11-1-111	D-512-1.180x0.870in		P-1-F1012-F1012-0.24in x	Direct mount with spacer plate (order code given)	DV.5052.10".1022.19
	EVA-1227	4,577	6,103	2,975	3,967	C-A-6-11-1-111	D-612-1.180x0.870in			Direct mount	DV.5052.10".1227.19
12"	EVA-1227	4,577	6,103	2,975	3,967	C-A-6-11-1-111	D-612-1.180x0.870in			Direct mount	DV.5052.12".1227.19
	EVA-1436	9,154	12,205	5,950	7,933	C-A-7-11-1-111	D-712-1.180x0.870in			Direct mount	DV.5052.12".1436.19
14"	EVA-1227	4,577	6,103	2,975	3,967	C-A-6-11-1-111	D-613-1.380x0.390x0.390in		P-1-F1012-F1012-0.24in x	Direct mount with spacer plate (order code given)	DV.5052.14".1227.19
	EVA-1436	9,154	12,205	5,950	7,933	C-A-7-11-1-111	D-713-1.380x0.390x0.390in			Direct mount	DV.5052.14".1436.19
16"	EVA-1227	4,577	6,103	2,975	3,967	C-A-6-11-1-111	D-613-1.380x0.390x0.390in		P-1-F1012-F1012-0.24in x	Direct mount with spacer plate (order code given)	DV.5052.16".1227.19
	EVA-1436	9,154	12,205	5,950	7,933	C-A-7-11-1-111	D-713-1.380x0.390x0.390in			Direct mount	DV.5052.16".1436.19
18"	EVA-1436	9,154	12,205	5,950	7,933	C-A-7-11-1-111	D-713-1.970x0.390x0.470in		Spacer plate	Direct mount with spacer plate	DV.5052.18".1436.19
	EVA-1646	18,308	24,411	11,900	15,867	C-A-8-11-1-111	D-813-1.970x0.390x0.470in			Direct mount	DV.5052.18".1646.19
20"	EVA-1436	9,154	12,205	5,950	7,933	C-A-7-11-1-111	D-713-1.970x0.390x0.470in		Spacer plate	Direct mount with spacer plate	DV.5052.20".1436.19
	EVA-1646	18,308	24,411	11,900	15,867	C-A-8-11-1-111	D-813-1.970x0.390x0.470in			Direct mount	DV.5052.20".1646.19

**Disclaimer: Based on information available from valve manufacturer. All dimensions to be verified by customer prior to purchase confirmation.**

**Note\*: Only for actuator and hardware required for mounting to valve. Order auxiliary add-ons (e.g., solenoid valve, lockout & PST, limit switch, chemical resistant adder, etc.) separately. If buyer requires assembly of auxiliary add-ons and/or valve, labor will be charged separately.**