

Generic Input		Easytork internal use only	
Valve Brand	FlowTek	Valve Brand Truncate	FTK
Series	7000 / 8000 DM	Series Truncate	78DM
Input: 1 = mm / 2 = in	2		
Safety Factor	15%		

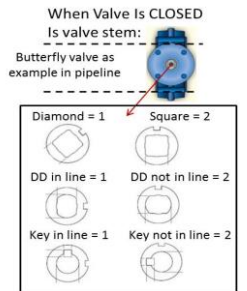
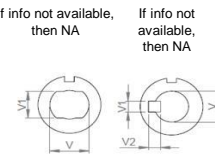
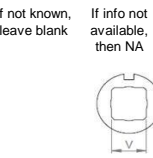
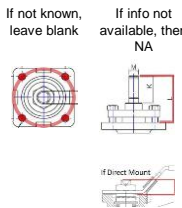
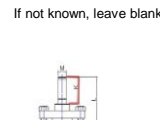
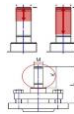
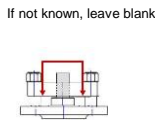
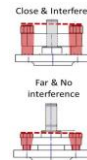
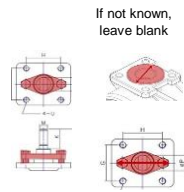
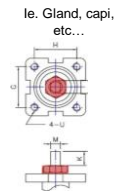
Actuator Design Year

16

Valve Input

Direct Mount Check				Section Only For Non Direct Mount ("D.M"), Otherwise Leave Blank						Valve Dimension								
Valve Torque		Check		Bracket Check		Extended Shaft Check		Buyer Preference		Valve Info		Valve Flange		Valve Dimension		Valve Stem Shape and Dimension		Insert orientation when valve is CLOSED. If Sq 1=diamond / 2=square If DD or B+K 1=in line / 2=not in line 1 = Diamond or in line / 2=Square or not in line
Published valve torque	Incl. safety factor	Any obstruction over flange?	Possible obstruction for std. Easytork bracket?	Out. dia. of obstruction over flange surface	Are bolts for packing gland close to valve stem height?	If bolts interfere with valve stem, what is inside dia. between bolts?	If w/ bracket: How much valve stem capture?	If known, capturable valve stem height	In ISO (i.e. F05)	Flange to top of valve stem	Stem Shape	Valve stem dimension in in or mm	V	V1	V2			
Valve Size	in-lb	in-lb	1=Yes / 0=No	1=Yes / 0=No	in/mm	1=Yes / 0=No	in/mm	in/mm	in/mm	in/mm	in/mm	in/mm	in/mm	in/mm	in/mm			
1/4"	60	69	Yes	No				0.300	0.32	F04	0.55	2	in	0.370	0.250			
3/8"	60	69	Yes	No				0.300	0.32	F04	0.55	2	in	0.370	0.250			
1/2"	60	69	Yes	No				0.300	0.32	F04	0.55	2	in	0.370	0.250			
3/4"	95	109	Yes	No				0.300	0.32	F04	0.55	2	in	0.370	0.250			
1"	140	161	Yes	No				0.400	0.43	F05	0.75	2	in	0.430	0.320			
1 1/4"	195	224	Yes	No				0.400	0.43	F05	0.75	2	in	0.430	0.320			
1 1/2"	315	362	Yes	No				0.500	0.55	F07	0.91	2	in	0.620	0.370			
2"	510	587	Yes	No				0.500	0.55	F07	0.91	2	in	0.620	0.370			
2 1/2"	800	920	Yes	No				0.550	0.69	F10	1.14	2	in	0.750	0.470			
3"	1,100	1,265	Yes	Yes				1.650	1.75	3.54x1.87	3.07	2	in	1.100	0.670			
4"	3,600	4,140	Yes	Yes				1.650	1.75	3.54*1.87	3.07	2	in	1.100	0.670			
6"	4,150	4,773	Yes	Yes				1.500	1.65	4.78	3.54	2	in	1.710	1.020			
8"	6,200	7,130	Yes	Yes				1.500	1.65	4.78	3.54	2	in	1.710	1.020			
		0																
		0																
		0																
		0																
		0																

Notes:



Disclaimer: Based on information available from valve manufacturer. All dimensions to be verified by customer prior to purchase confirmation.

Valve Size	Required Actuator Range	Actuator Torque (Actual torque, no additional safety factor included)				Individual Part Order Code* (If ordered with the below order codes, Easytork will ship each part as standalone)				2017 List Price					Complete Actuator to Valve Order Code*
		DA @ 60PSI	DA @ 80PSI	FS @ 60PSI	FS @ 80PSI	Actuator	Insert	Extended Shaft	Bracket	Actuator +	Insert +	Extended Shaft +	Bracket or Plate +	= Total Package: Actuator and hardware for mounting to valve	
1/4"	EVA-0309	146	195	95	127	C-A-1-11-1-111	D-112-0.370x0.250in	K-AS-1-1-1-2	B-2-F04S-F04S-1.25in						FTK.78DM.1/4".0309.16
	EVA-0309	146	195	95	127	C-A-1-11-1-111	D-112-0.370x0.250in	K-AS-1-1-1-2	B-2-F04S-F04S-1.25in						FTK.78DM.1/4".0309.16
3/8"	EVA-0309	146	195	95	127	C-A-1-11-1-111	D-112-0.370x0.250in	K-AS-1-1-1-2	B-2-F04S-F04S-1.25in						FTK.78DM.3/8".0309.16
	EVA-0309	146	195	95	127	C-A-1-11-1-111	D-112-0.370x0.250in	K-AS-1-1-1-2	B-2-F04S-F04S-1.25in						FTK.78DM.3/8".0309.16
1/2"	EVA-0309	146	195	95	127	C-A-1-11-1-111	D-112-0.370x0.250in	K-AS-1-1-1-2	B-2-F04S-F04S-1.25in						FTK.78DM.1/2".0309.16
	EVA-0309	146	195	95	127	C-A-1-11-1-111	D-112-0.370x0.250in	K-AS-1-1-1-2	B-2-F04S-F04S-1.25in						FTK.78DM.1/2".0309.16
3/4"	EVA-0309	146	195	95	127	C-A-1-11-1-111	D-112-0.370x0.250in	K-AS-1-1-1-2	B-2-F04S-F04S-1.25in						FTK.78DM.3/4".0309.16
	EVA-0411	288	384	187	250	C-A-2-11-1-111	D-212-0.370x0.250in	K-AS-2-1-1-2	B-2-F04S-F04S-1.25in						FTK.78DM.3/4".0411.16
1"	EVA-0309	146	195	95	127	C-A-1-11-1-111	D-112-0.430x0.320in	K-AS-1-1-1-2	B-2-F05S-F04S-1.35in						FTK.78DM.1".0309.16
	EVA-0411	288	384	187	250	C-A-2-11-1-111	D-212-0.430x0.320in	K-AS-2-1-1-2	B-2-F05S-F04S-1.35in						FTK.78DM.1".0411.16
1 1/4"	EVA-0411	288	384	187	250	C-A-2-11-1-111	D-212-0.430x0.320in	K-AS-2-1-1-2	B-2-F05S-F04S-1.35in						FTK.78DM.1 1/4".0411.16
	EVA-0514	572	763	372	496	C-A-3-11-1-111	D-312-0.430x0.320in	K-AS-3-1-1-2	B-2-F05S-F05S-1.85in						FTK.78DM.1 1/4".0514.16
1 1/2"	EVA-0411	288	384	187	250	C-A-2-11-1-111	D-212-0.620x0.370in	K-AS-2-1-1-2	Custom						FTK.78DM.1 1/2".0411.16
	EVA-0514	572	763	372	496	C-A-3-11-1-111	D-312-0.620x0.370in	K-AS-3-1-1-2	B-2-F07M-F05M-1.91in						FTK.78DM.1 1/2".0514.16
2"	EVA-0514	572	763	372	496	C-A-3-11-1-111	D-312-0.620x0.370in	K-AS-3-1-1-2	B-2-F07M-F05M-1.91in						FTK.78DM.2".0514.16
	EVA-0717	1,144	1,526	744	992	C-A-4-11-1-111	D-412-0.620x0.370in	K-AS-4-1-1-2	B-2-F07M-F07M-1.91in						FTK.78DM.2".0717.16
2 1/2"	EVA-0717	1,144	1,526	744	992	C-A-4-11-1-111	D-412-0.750x0.470in	K-AS-4-1-1-2	B-2-F10L-F10L-2.09in						FTK.78DM.2 1/2".0717.16
	EVA-1022	2,289	3,051	1,488	1,983	C-A-5-11-1-111	D-512-0.750x0.470in	K-AS-5-1-1-2	B-2-F10L-F10L-2.34in						FTK.78DM.2 1/2".1022.16
3"	EVA-0717	1,144	1,526	744	992	C-A-4-11-1-111	D-412-1.100x0.670in	K-AS-4-1-1-2	Custom						FTK.78DM.3".0717.16
	EVA-1022	2,289	3,051	1,488	1,983	C-A-5-11-1-111	D-512-1.100x0.670in	K-AS-5-1-1-2	Custom						FTK.78DM.3".1022.16
4"	EVA-1227	4,577	6,103	2,975	3,967	C-A-6-11-1-111	D-612-1.100x0.670in	K-AS-6-1-1-2	Custom						FTK.78DM.4".1227.16
	EVA-1436	9,154	12,205	5,950	7,933	C-A-7-11-1-111	D-712-1.100x0.670in	K-AS-7-1-1-2	Custom						FTK.78DM.4".1436.16
6"	EVA-1227	4,577	6,103	2,975	3,967	C-A-6-11-1-111	D-612-1.710x1.020in	K-AS-6-1-1-2	Custom						FTK.78DM.6".1227.16
	EVA-1436	9,154	12,205	5,950	7,933	C-A-7-11-1-111	D-712-1.710x1.020in	K-AS-7-1-1-2	Custom						FTK.78DM.6".1436.16
8"	EVA-1436	9,154	12,205	5,950	7,933	C-A-7-11-1-111	D-712-1.710x1.020in	K-AS-7-1-1-2	Custom						FTK.78DM.8".1436.16
	#VALUE!	288	763	744	1,983	C-A-0-11-1-111	#VALUE!	#VALUE!	#VALUE!						#VALUE!

Easytork will ship the actuator, insert, extended shaft, and bracket unassembled in one SKU box.

Refer to [Assembly & Labor tab](#) if buyer wants Easytork to assemble items together.

Disclaimer: Based on information available from valve manufacturer. All dimensions to be verified by customer prior to purchase confirmation.

Note*: Only for actuator and hardware required for mounting to valve. Order auxiliary add-ons (e.g., solenoid valve, lockout & PST, limit switch, chemical resistant adder, etc.) separately. If buyer requires assembly of auxiliary add-ons and/or valve, labor will be charged separately.