

Generic Input		Easytork internal use only	
Valve Brand	Apollo	Valve Brand Truncate	AP
Series	86A-200	Series Truncate	86A-200
Input: 1 = mm / 2 = in	2		
Safety Factor	25%		

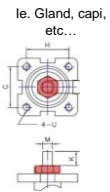
Actuator Design Year

16

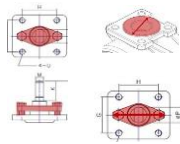
Valve Input

Valve Torque		Direct Mount Check		Section Only For Non Direct Mount ("D.M"), Otherwise Leave Blank						Valve Dimension							
				Bracket Check		Extended Shaft Check		Buyer Preference		Valve Info		Valve Flange		Valve Dimension		Valve Stem Shape and Dimension	
Published valve torque	Incl. safety factor	Any obstruction over flange?	1=Yes / 0=No	Possible obstruction for std. Easytork bracket?	Out. dia. of obstruction over flange surface	Are bolts for packing gland close to valve stem height?	If bolts interfere with valve stem, what is inside dia. between bolts	If w/ bracket: How much valve stem capture?	If known, capturable valve stem height	In ISO (i.e. F05)	Flange to top of valve stem	Stem Shape	Valve stem dimension in in or mm	V	V1	V2	Insert orientation when valve is CLOSED. If Sq 1=diamond / 2=square If DD or B+K 1=in line / 2=not in line
Valve Size	in-lb	in-lb	1=Yes / 0=No	1=Yes / 0=No	in/mm	1=Yes / 0=No	in/mm	in/mm	in/mm	in/mm	in/mm	in/mm	in/mm	in/mm	in/mm	in/mm	1 = Diamond or in line / 2=Square or not in line
1/4"	75	94	Yes	Yes		Yes				0.23	1.42	0.58	2	in	0.375	0.245	1
3/8"	75	94	Yes	Yes		Yes				0.23	1.42	0.58	2	in	0.375	0.245	1
1/2"	75	94	Yes	Yes		Yes				0.23	1.42	0.58	2	in	0.375	0.245	1
3/4"	121	151	Yes	Yes		Yes				0.24	1.97	0.70	2	in	0.500	0.312	1
1"	180	225	Yes	Yes		Yes				0.48	1.97	1.00	2	in	0.500	0.287	1
1 1/4"	335	419	Yes	Yes		No		0.500		0.72	2.76	1.40	2	in	0.625	0.412	1
1 1/2"	335	419	Yes	Yes		No		0.500		0.72	2.76	1.40	2	in	0.625	0.412	1
2"	422	528	Yes	Yes		No		0.600		0.80	2.76	1.57	2	in	0.750	0.477	1
		0															
		0															
		0															
		0															
		0															
		0															
		0															
		0															
		0															
		0															
		0															

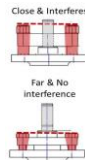
Notes:



ie. Gland, capi, etc...



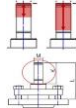
If not known, leave blank



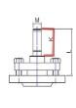
Close & Interferes

Far & No interference

If not known, leave blank



If not known, leave blank



If Direct Mount

If not known, leave blank



If info not available, then NA



If Direct Mount

If not known, leave blank



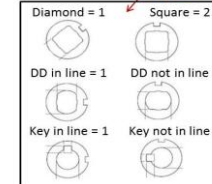
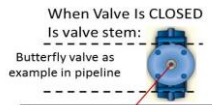
If info not available, then NA



If info not available, then NA



If info not available, then NA



Disclaimer: Based on information available from valve manufacturer. All dimensions to be verified by customer prior to purchase confirmation.

Valve Size	Required Actuator Range	Actuator Torque (Actual torque, no additional safety factor included)				Individual Part Order Code* (If ordered with the below order codes, Easytork will ship each part as standalone)				List Price					Complete Actuator to Valve Order Code*
		DA @ 60PSI	DA @ 80PSI	FS @ 60PSI	FS @ 80PSI	Actuator	Insert	Extended Shaft	Bracket	Actuator +	Insert +	Extended Shaft +	Bracket or Plate +	= Total Package: Actuator and hardware for mounting to valve	
1/4"	EVA-0309	146	195	95	127	C-A-1-11-1-111	Use Apollo Hardware, actuator has 9mm sq stem								AP.86A-200.1/4".0309.16
	EVA-0309	146	195	95	127	C-A-1-11-1-111									
3/8"	EVA-0309	146	195	95	127	C-A-1-11-1-111	Use Apollo Hardware, actuator has 9mm sq stem								AP.86A-200.3/8".0309.16
	EVA-0309	146	195	95	127	C-A-1-11-1-111									
1/2"	EVA-0309	146	195	95	127	C-A-1-11-1-111	Use Apollo Hardware, actuator has 9mm sq stem								AP.86A-200.1/2".0309.16
	EVA-0309	146	195	95	127	C-A-1-11-1-111									
3/4"	EVA-0309	146	195	95	127	C-A-1-11-1-111	Use Apollo Hardware, actuator has 9mm sq stem								AP.86A-200.3/4".0309.16
	EVA-0411	288	384	187	250	C-A-2-11-1-111									
1"	EVA-0411	288	384	187	250	C-A-2-11-1-111	Use Apollo Hardware, actuator has 11mm sq stem								AP.86A-200.1".0411.16
	EVA-0514	572	763	372	496	C-A-3-11-1-111									
1 1/4"	EVA-0514	572	763	372	496	C-A-3-11-1-111	D-312-0.625x0.412in	K-AS-3-1-1-2	#VALUE!						AP.86A-200.1 1/4".0514.16
	EVA-0717	1,144	1,526	744	992	C-A-4-11-1-111	D-412-0.625x0.412in	K-AS-4-1-1-2	#VALUE!						AP.86A-200.1 1/4".0717.16
1 1/2"	EVA-0514	572	763	372	496	C-A-3-11-1-111	D-312-0.625x0.412in	K-AS-3-1-1-2	#VALUE!						AP.86A-200.1 1/2".0514.16
	EVA-0717	1,144	1,526	744	992	C-A-4-11-1-111	D-412-0.625x0.412in	K-AS-4-1-1-2	#VALUE!						AP.86A-200.1 1/2".0717.16
2"	EVA-0514	572	763	372	496	C-A-3-11-1-111	D-312-0.750x0.477in	K-AS-3-1-1-2	#VALUE!						AP.86A-200.2".0514.16
	EVA-0717	1,144	1,526	744	992	C-A-4-11-1-111	D-412-0.750x0.477in	K-AS-4-1-1-2	#VALUE!						AP.86A-200.2".0717.16

Disclaimer: Based on information available from valve manufacturer. All dimensions to be verified by customer prior to purchase confirmation.

Note*: Only for actuator and hardware required for mounting to valve. Order auxiliary add-ons (e.g., solenoid valve, lockout & PST, limit switch, chemical resistant adder, etc.) separately. If buyer requires assembly of auxiliary add-ons and/or valve, labor will be charged separately.