

Generic Input		Easytork internal use only	
Valve Brand	Bray McCannalok	Valve Brand Truncate	BR
Series	40/41	Series Truncate	McC
Input: 1 = mm / 2 = in	2		
Safety Factor	10%		

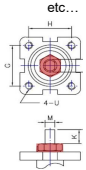
Actuator Design Year 19

Valve Input

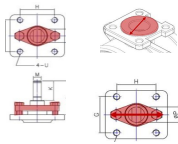
Valve Torque		Direct Mount Check		Section Only For Non Direct Mount ("D.M"), Otherwise Leave Blank						Valve Dimension							
				Bracket Check		Extended Shaft Check		Buyer Preference		Valve Info		Valve Flange Dimension		Valve Stem Shape and Dimension			
Published valve torque	Incl. safety factor	Any obstruction over flange?		Possible obstruction for std. Easytork bracket?	Out. dia. of obstruction over flange surface	Are bolts for packing gland close to valve stem height?	If bolts interfere with valve stem, what is inside dia. between bolts?	If w/ bracket: How much valve stem capture?	If known, capturable valve stem height	In ISO (i.e. F05)	Flange to top of valve stem	Stem Shape	Valve stem dimension in in or mm	V	V1	V2	Insert orientation when valve is CLOSED. If Sq 1=diamond / 2=square If DD or B+K 1=in line / 2=not in line
Valve Size	in-lb	in-lb	1=Yes / 0=No	1=Yes / 0=No	in/mm	1=Yes / 0=No	in/mm	in/mm	in/mm	in/mm	in/mm	Key	in / mm	in/mm	in/mm	in/mm	1 = Diamond or in line / 2=Square or not in line
2 1/2"	300	330	No								2.76	1.25	2	in	0.630	0.430	
3"	320	352	No								2.76	1.25	2	in	0.630	0.430	
4"	460	506	No								2.76	1.25	2	in	0.630	0.430	
5"	1,040	1,144	No								2.76	1.25	2	in	0.750	0.510	
6"	1,200	1,320	No								2.76	1.25	2	in	0.750	0.510	
8"	2,100	2,310	No								4.92	1.25	2	in	0.870	0.630	
10"	4,100	4,510	No								4.92	2.00	2	in	1.180	0.870	
12"	6,500	7,150	No								4.92	2.00	2	in	1.180	0.870	
14"	9,500	10,450	No								4.92	2.00	3	in	1.380	0.390	0.390
16"	15,000	16,500	No								6.5	2.50	3	in	1.970	0.470	0.390
18"	22,000	24,200	No								6.5	2.50	3	in	1.970	0.470	0.390
20"	27,000	29,700	No								6.5	4.00	3	in	2.500	0.620	0.620
24"	44,000	48,400	No								10	4.00	3	in	3.000	0.750	0.750
			0														
			0														
			0														
			0														
			0														
			0														

Notes:

ie. Gland, capi, etc...



If not known, leave blank



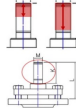
Close & Interferes

Far & No interference

If not known, leave blank



If not known, leave blank



If not known, leave blank



If not known, leave blank



If info not available, then NA



If not known, leave blank



If info not available, then NA

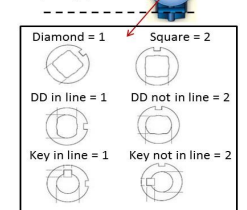
If info not available, then NA



If info not available, then NA



When Valve Is CLOSED Is valve stem: Butterfly valve as example in pipeline



Disclaimer: Based on information available from valve manufacturer. All dimensions to be verified by customer prior to purchase confirmation.

Valve Size	Required Actuator Range	Actuator Torque (Actual torque, no additional safety factor included)				Individual Part Order Code* (If ordered with the below order codes, Easytork will ship each part as standalone)				Note	Complete Actuator to Valve Order Code*
		DA @ 60PSI	DA @ 80PSI	FS @ 60PSI	FS @ 80PSI	Actuator	Insert	Extended Shaft	Bracket		
2 1/2"	EVA-0514	572	763	372	496	C-A-3-11-1-111	D-312-0.630x0.430in			MAY REQUIRE SPACER PLATE / X1 dimension very close to tolerance Direct Mount	BR.McC.2 1/2".0514.19
	EVA-0717	1,144	1,526	744	992	C-A-4-11-1-111	D-412-0.630x0.430in				BR.McC.2 1/2".0717.19
3"	EVA-0514	572	763	372	496	C-A-3-11-1-111	D-312-0.630x0.430in			MAY REQUIRE SPACER PLATE / X1 dimension very close to tolerance Direct Mount	BR.McC.3".0514.19
	EVA-0717	1,144	1,526	744	992	C-A-4-11-1-111	D-412-0.630x0.430in				BR.McC.3".0717.19
4"	EVA-0514	572	763	372	496	C-A-3-11-1-111	D-312-0.630x0.430in			MAY REQUIRE SPACER PLATE / X1 dimension very close to tolerance Direct Mount	BR.McC.4".0514.19
	EVA-0717	1,144	1,526	744	992	C-A-4-11-1-111	D-412-0.630x0.430in				BR.McC.4".0717.19
5"	EVA-0717	1,144	1,526	744	992	C-A-4-11-1-111	D-412-0.750x0.510in			Direct Mount Direct Mount	BR.McC.5".0717.19
	EVA-1022	2,289	3,051	1,488	1,983	C-A-5-11-1-111	D-512-0.750x0.510in				BR.McC.5".1022.19
6"	EVA-0717	1,144	1,526	744	992	C-A-4-11-1-111	D-412-0.750x0.510in			Direct Mount Direct Mount	BR.McC.6".0717.19
	EVA-1022	2,289	3,051	1,488	1,983	C-A-5-11-1-111	D-512-0.750x0.510in				BR.McC.6".1022.19
8"	EVA-1022	2,289	3,051	1,488	1,983	C-A-5-11-1-111	D-512-0.870x0.630in			Direct Mount Direct Mount	BR.McC.8".1022.19
	EVA-1227	4,577	6,103	2,975	3,967	C-A-6-11-1-111	D-612-0.870x0.630in				BR.McC.8".1227.19
10"	EVA-1227	4,577	6,103	2,975	3,967	C-A-6-11-1-111	D-612-1.180x0.870in			Direct Mount Direct Mount	BR.McC.10".1227.19
	EVA-1436	9,154	12,205	5,950	7,933	C-A-7-11-1-111	D-712-1.180x0.870in				BR.McC.10".1436.19
12"	EVA-1227	4,577	6,103	2,975	3,967	C-A-6-11-1-111	D-612-1.180x0.870in			Direct Mount Direct Mount	BR.McC.12".1227.19
	EVA-1436	9,154	12,205	5,950	7,933	C-A-7-11-1-111	D-712-1.180x0.870in				BR.McC.12".1436.19
14"	EVA-1436	9,154	12,205	5,950	7,933	C-A-7-11-1-111	D-713-1.380x0.390x0.390in			Direct Mount Requires bracket with F16 flange, published bracket does not have F16	BR.McC.14".1436.19
	EVA-1646	18,308	24,411	11,900	15,867	C-A-8-11-1-111	D-813-1.380x0.390x0.390in				BR.McC.14".1646.19
16"	EVA-1436	9,154	12,205	5,950	7,933	C-A-7-11-1-111	D-713-1.970x0.470x0.390in			Requires spacer plate, or taller bracket, valve stem too long Direct Mount	BR.McC.16".1436.19
	EVA-1646	18,308	24,411	11,900	15,867	C-A-8-11-1-111	D-813-1.970x0.470x0.390in				BR.McC.16".1646.19
18"	EVA-1436	9,154	12,205	5,950	7,933	C-A-7-11-1-111	D-713-1.970x0.470x0.390in			Requires spacer plate, or taller bracket, valve stem too long Direct Mount	BR.McC.18".1436.19
	EVA-1646	18,308	24,411	11,900	15,867	C-A-8-11-1-111	D-813-1.970x0.470x0.390in				BR.McC.18".1646.19
20"	EVA-1436	9,154	12,205	5,950	7,933	C-A-7-11-1-111	New bracket and coupling required			Bracket and coupling required / valve stem too wide for EVA insert Requires spacer plate, or taller bracket, valve stem too long	BR.McC.20".1436.19
	EVA-1646	18,308	24,411	11,900	15,867	C-A-8-11-1-111	D-813-2.500x0.620x0.620in				BR.McC.20".1646.19
24"	EVA-1436	9,154	12,205	5,950	7,933	C-A-7-11-1-111	New bracket and coupling required			Bracket and coupling required / valve stem too wide for EVA insert Bracket and coupling required / valve stem too wide for EVA insert	BR.McC.24".1436.19
	EVA-1646	18,308	24,411	11,900	15,867	C-A-8-11-1-111	New bracket and coupling required				BR.McC.24".1646.19

Disclaimer: Based on information available from valve manufacturer. All dimensions to be verified by customer prior to purchase confirmation.

Note*: Only for actuator and hardware required for mounting to valve. Order auxiliary add-ons (e.g., solenoid valve, lockout & PST, limit switch, chemical resistant adder, etc.) separately. If buyer requires assembly of auxiliary add-ons and/or valve, labor will be charged separately.