

Generic Input		Easytork internal use only	
Valve Brand	Bray	Valve Brand Truncate	BR
Series	20/21 22/23 30/31 31H 3A/3AH	Series Truncate	RES-BFV
Input: 1 = mm / 2 = in	2		
Safety Factor	10%		

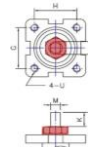
Actuator Design Year 16

Valve Input

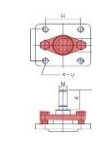
Valve Torque				Section Only For Non Direct Mount ("D.M."), Otherwise Leave Blank						Valve Dimension							
Direct Mount Check				Bracket Check		Extended Shaft Check		Buyer Preference		Valve Info		Valve Flange		Valve Dimension		Valve Stem Shape and Dimension	
Published valve torque	Incl. safety factor	Any obstruction over flange?		Possible obstruction for std. Easytork bracket?	Out. dia. of obstruction over flange surface	Are bolts for packing gland close to valve stem height?	If bolts interfere with valve stem, what is inside dia. between bolts	If w/ bracket: How much valve stem capture?	If known, capturable valve stem height	In ISO (i.e. F05)	Flange to top of valve stem	Stem Shape	Valve stem dimension in or mm	V	V1	V2	Insert orientation when valve is CLOSED. If Sq 1=diamond / 2=Square If DD or B+K 1=in line / 2=not in line
1=Yes / 0=No	1=Yes / 0=No	1=Yes / 0=No	1=Yes / 0=No	1=Yes / 0=No	in/mm	1=Yes / 0=No	in/mm	in/mm	in/mm	in/mm	in/mm	1 = Square 2 = Double D 3 = Bore + Key	Choose either in / mm	in/mm	in/mm	in/mm	1 = Diamond or in line / 2=Square or not in line
1"	65	72	No							1.97	1.00	2	in	0.390	0.320		1
1 1/2"	91	100	No							1.97	1.00	2	in	0.390	0.320		1
2"	119	131	No							2.76	1.25	2	in	0.550	0.390		1
2 1/2"	187	206	No							2.76	1.25	2	in	0.550	0.390		1
3"	250	275	No							2.76	1.25	2	in	0.550	0.390		1
4"	387	426	No							2.76	1.25	2	in	0.630	0.430		1
5"	610	671	No							2.76	1.25	2	in	0.750	0.510		1
6"	792	871	No							2.76	1.25	2	in	0.750	0.510		1
8"	1,500	1,650	No							4.92	1.25	2	in	0.870	0.630		1
10"	2,272	2,499	No							4.92	2.00	2	in	1.180	0.870		1
12"	3,519	3,871	No							4.92	2.00	2	in	1.180	0.870		1
14"	5,182	5,700	No							4.92	2.00	3	in	1.380	0.390	0.390	1
16"	7,000	7,700	No							4.92	2.00	3	in	1.380	0.390	0.390	1
18"	8,865	9,752	No							6.5	2.50	3	in	1.970	0.470	0.390	1
20"	11,728	12,901	No							6.5	2.50	3	in	1.970	0.470	0.390	1

Notes:

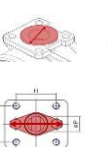
le. Gland, capi, etc...



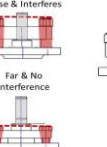
If not known, leave blank



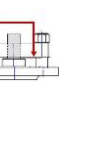
Close & Interferes



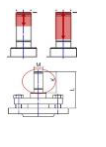
Far & No interference



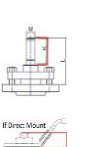
If not known, leave blank



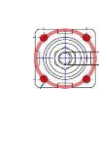
If not known, leave blank



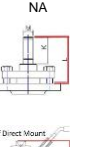
If not known, leave blank



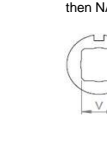
If info not available, then NA



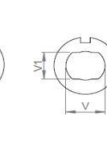
If not known, leave blank



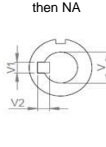
If info not available, then NA



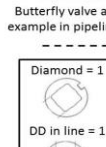
If info not available, then NA




If info not available, then NA



If info not available, then NA



When Valve Is CLOSED Is valve stem: Butterfly valve as example in pipeline



Diamond = 1 Square = 2

DD in line = 1 DD not in line = 2

Key in line = 1 Key not in line = 2

Disclaimer: Based on information available from valve manufacturer. All dimensions to be verified by customer prior to purchase confirmation.

Valve Size	Required Actuator Range	Actuator Torque (Actual torque, no additional safety factor included)				Individual Part Order Code* (If ordered with the below order codes, Easytork will ship each part as standalone)				2017 List Price					Complete Actuator to Valve Order Code*
		DA @ 60PSI	DA @ 80PSI	FS @ 60PSI	FS @ 80PSI	Actuator	Insert	Extended Shaft	Bracket	Actuator +	Insert +	Extended Shaft +	Bracket or Plate +	= Total Package: Actuator and hardware for mounting to valve	
1"	EVA-0411	288	384	187	250	C-A-2-11-1-111	D-212-0.390x0.320in								
	EVA-0411	288	384	187	250	C-A-2-11-1-111	D-212-0.390x0.320in								
1 1/2"	EVA-0411	288	384	187	250	C-A-2-11-1-111	D-212-0.390x0.320in								
	EVA-0411	288	384	187	250	C-A-2-11-1-111	D-212-0.390x0.320in								
2"	EVA-0514	572	763	372	496	C-A-3-11-1-111	D-312-0.550x0.390in								
	EVA-0514	572	763	372	496	C-A-3-11-1-111	D-312-0.550x0.390in								
2 1/2"	EVA-0514	572	763	372	496	C-A-3-11-1-111	D-312-0.550x0.390in								
	EVA-0514	572	763	372	496	C-A-3-11-1-111	D-312-0.550x0.390in								
3"	EVA-0514	572	763	372	496	C-A-3-11-1-111	D-312-0.550x0.390in								
	EVA-0514	572	763	372	496	C-A-3-11-1-111	D-312-0.550x0.390in								
4"	EVA-0514	572	763	372	496	C-A-3-11-1-111	D-312-0.630x0.430in								
	EVA-0717	1,144	1,526	744	992	C-A-4-11-1-111	D-412-0.630x0.430in								
5"	EVA-0717	1,144	1,526	744	992	C-A-4-11-1-111	D-412-0.750x0.510in								
	EVA-0717	1,144	1,526	744	992	C-A-4-11-1-111	D-412-0.750x0.510in								
6"	EVA-0717	1,144	1,526	744	992	C-A-4-11-1-111	D-412-0.750x0.510in								
	EVA-1022	2,289	3,051	1,488	1,983	C-A-5-11-1-111	D-512-0.750x0.510in								
8"	EVA-1022	2,289	3,051	1,488	1,983	C-A-5-11-1-111	D-512-0.870x0.630in								
	EVA-1227	4,577	6,103	2,975	3,967	C-A-6-11-1-111	D-612-0.870x0.630in								
10"	EVA-1227	4,577	6,103	2,975	3,967	C-A-6-11-1-111	D-612-1.180x0.870in								
	EVA-1227	4,577	6,103	2,975	3,967	C-A-6-11-1-111	D-612-1.180x0.870in								
12"	EVA-1227	4,577	6,103	2,975	3,967	C-A-6-11-1-111	D-612-1.180x0.870in								
	EVA-1436	9,154	12,205	5,950	7,933	C-A-7-11-1-111	D-712-1.180x0.870in								
14"	EVA-1436	9,154	12,205	5,950	7,933	C-A-7-11-1-111	D-713-1.380x0.390x0.390in								
	EVA-1436	9,154	12,205	5,950	7,933	C-A-7-11-1-111	D-713-1.380x0.390x0.390in								
16"	EVA-1436	9,154	12,205	5,950	7,933	C-A-7-11-1-111	D-713-1.380x0.390x0.390in								
	#VALUE!	288	763	744	1,983	C-A-0-11-1-111	#VALUE!	#VALUE!	#VALUE!						
18"	EVA-1436	9,154	12,205	5,950	7,933	C-A-7-11-1-111	D-713-1.970x0.470x0.390in		Special						
	#VALUE!	288	763	744	1,983	C-A-0-11-1-111	#VALUE!	#VALUE!	#VALUE!						
20"	#VALUE!	288	763	744	1,983	C-A-0-11-1-111	#VALUE!	#VALUE!	#VALUE!						
	#VALUE!	288	763	744	1,983	C-A-0-11-1-111	#VALUE!	#VALUE!	#VALUE!						

Easytork will ship the actuator, insert, extended shaft, and bracket unassembled in one SKU box.

Refer to [Assembly & Labor tab](#) if buyer wants Easytork to assemble items together.

BR.RES-BFV.1".0411.16
BR.RES-BFV.1".0411.16
BR.RES-BFV.1 1/2".0411.16
BR.RES-BFV.1 1/2".0411.16
BR.RES-BFV.2".0514.16
BR.RES-BFV.2".0514.16
BR.RES-BFV.2 1/2".0514.16
BR.RES-BFV.2 1/2".0514.16
BR.RES-BFV.3".0514.16
BR.RES-BFV.3".0514.16
BR.RES-BFV.4".0514.16
BR.RES-BFV.4".0717.16
BR.RES-BFV.5".0717.16
BR.RES-BFV.5".0717.16
BR.RES-BFV.6".0717.16
BR.RES-BFV.6".1022.16
BR.RES-BFV.8".1022.16
BR.RES-BFV.8".1227.16
BR.RES-BFV.10".1227.16
BR.RES-BFV.10".1227.16
BR.RES-BFV.12".1227.16
BR.RES-BFV.12".1436.16
BR.RES-BFV.14".1436.16
BR.RES-BFV.14".1436.16
BR.RES-BFV.16".1436.16
#VALUE!
BR.RES-BFV.18".1436.16
#VALUE!
#VALUE!

Disclaimer: Based on information available from valve manufacturer. All dimensions to be verified by customer prior to purchase confirmation.

Note*: Only for actuator and hardware required for mounting to valve. Order auxiliary add-ons (e.g., solenoid valve, lockout & PST, limit switch, chemical resistant adder, etc.) separately. If buyer requires assembly of auxiliary add-ons and/or valve, labor will be charged separately.