

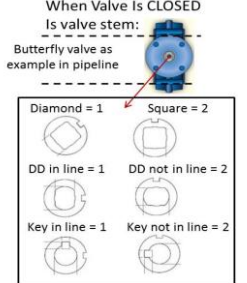
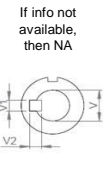
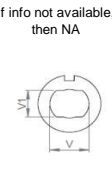
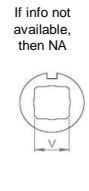
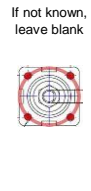
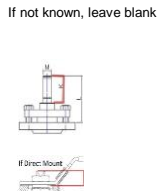
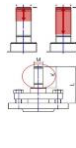
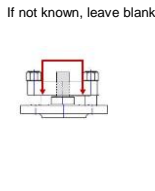
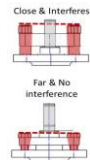
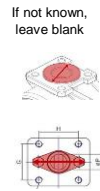
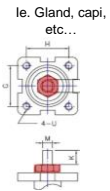
Generic Input		Easytork internal use only	
Valve Brand	Delta T	Valve Brand Truncate	DT
Series	050	Series Truncate	050
Input: 1 = mm / 2 = in	2		
Safety Factor	15%		

Actuator Design Year 16

Valve Input

Valve Torque				Section Only For Non Direct Mount ("D.M"), Otherwise Leave Blank						Valve Dimension							
				Bracket Check		Extended Shaft Check		Buyer Preference		Valve Info		Valve Flange		Valve Dimension		Valve Stem Shape and Dimension	
Published valve torque	Incl. safety factor	Any obstruction over flange?	Direct Mount Check	Possible obstruction for std. Easytork bracket?	Out. dia. of obstruction over flange surface	Are bolts for packing gland close to valve stem height?	If bolts interfere with valve stem, what is inside dia. between bolts	If w/ bracket: How much valve stem capture?	If known, capturable valve stem height	In ISO (i.e. F05)	Flange to top of valve stem	Stem Shape	Valve stem dimension in or mm	V	V1	V2	Insert orientation when valve is CLOSED. If Sq 1=diamond / 2=square If DD or B+K 1=in line / 2=not in line
1=Yes / 0=No	1=Yes / 0=No	1=Yes / 0=No	1=Yes / 0=No	in/mm	1=Yes / 0=No	in/mm	in/mm	in/mm	in/mm	in/mm	in/mm	1 = Square 2 = Double D 3 = Bore + Key	Choose either in / mm	in/mm	in/mm	in/mm	1 = Diamond or in line / 2=Square or not in line
1 1/2"	111	128	No							F05	1.18	1	in	0.350	0.350		2
2"	111	128	No							F05	1.18	1	in	0.350	0.350		2
2 1/2"	143	164	No							F05	1.18	1	in	0.350	0.350		2
3"	203	233	No							F05	1.18	1	in	0.350	0.350		2
4"	316	363	No							F07	1.18	1	in	0.430	0.430		2
5"	479	551	No							F07	1.18	1	in	0.550	0.550		2
6"	720	828	No							F07	1.18	1	in	0.550	0.550		2
8"	1,273	1,464	No							F10	1.57	1	in	0.670	0.670		2
10"	2,710	3,117	No							F10	1.57	1	in	0.870	0.870		2
12"	3,307	3,803	No							F10	1.57	1	in	0.870	0.870		2
14"	4,138	4,759	No							F10	1.57	1	in	0.870	0.870		2
16"	6,027	6,931	No							F14	2.00	1	in	1.067	1.067		2
18"	8,121	9,339	No							F14	2.00	1	in	1.067	1.067		2
		0															
		0															
		0															
		0															
		0															

Notes:



Disclaimer: Based on information available from valve manufacturer. All dimensions to be verified by customer prior to purchase confirmation.

Valve Size	Required Actuator Range	Actuator Torque (Actual torque, no additional safety factor included)				Individual Part Order Code* (If ordered with the below order codes, Easytork will ship each part as standalone)				2017 List Price					Complete Actuator to Valve Order Code*	
		DA @ 60PSI	DA @ 80PSI	FS @ 60PSI	FS @ 80PSI	Actuator	Insert	Extended Shaft	Bracket	Actuator +	Insert +	Extended Shaft +	Bracket or Plate +	= Total Package: Actuator and hardware for mounting to valve		
1 1/2"	EVA-0411	288	384	187	250	C-A-2-11-1-111	D-211-0.350x0.350in		P-1-F05-F05-0.63in							DT.050.1 1/2".0411.16.N
	EVA-0514	572	763	372	496	C-A-3-11-1-111	D-311-0.350x0.350in									DT.050.1 1/2".0514.16.N
2"	EVA-0411	288	384	187	250	C-A-2-11-1-111	D-211-0.350x0.350in		P-1-F05-F05-0.63in							DT.050.2".0411.16.N
	EVA-0514	572	763	372	496	C-A-3-11-1-111	D-311-0.350x0.350in									DT.050.2".0514.16.N
2 1/2"	EVA-0411	288	384	187	250	C-A-2-11-1-111	D-211-0.350x0.350in		P-1-F05-F05-0.63in							DT.050.2 1/2".0411.16.N
	EVA-0514	572	763	372	496	C-A-3-11-1-111	D-311-0.350x0.350in									DT.050.2 1/2".0514.16.N
3"	EVA-0411	288	384	187	250	C-A-2-11-1-111	D-211-0.350x0.350in		P-1-F05-F05-0.63in							DT.050.3".0411.16.N
	EVA-0514	572	763	372	496	C-A-3-11-1-111	D-311-0.350x0.350in									DT.050.3".0514.16.N
4"	EVA-0411	288	384	187	250	C-A-2-11-1-111			P-1-F07-F05-0.63in							DT.050.4".0411.16.N
	EVA-0514	572	763	372	496	C-A-3-11-1-111	D-311-0.430x0.430in									DT.050.4".0514.16.N
5"	EVA-0514	572	763	372	496	C-A-3-11-1-111			P-1-F07-F07-0.24in x 2							DT.050.5".0514.16.N
	EVA-0717	1,144	1,526	744	992	C-A-4-11-1-111	D-411-0.550x0.550in		P-1-F07-F07-0.24in							DT.050.5".0717.16.N
6"	EVA-0717	1,144	1,526	744	992	C-A-4-11-1-111	D-411-0.550x0.550in		P-1-F07-F07-0.24in							DT.050.6".0717.16.N
	EVA-1022	2,289	3,051	1,488	1,983	C-A-5-11-1-111	D-511-0.550x0.550in									DT.050.6".1022.16.N
8"	EVA-0717	1,144	1,526	744	992	C-A-4-11-1-111			P-1-F1012-F1012-0.24in x 3							DT.050.8".0717.16.N
	EVA-1022	2,289	3,051	1,488	1,983	C-A-5-11-1-111	D-511-0.670x0.670in									DT.050.8".1022.16.N
10"	EVA-1022	2,289	3,051	1,488	1,983	C-A-5-11-1-111			P-1-F1012-F1012-0.24in x 2							DT.050.10".1022.16.N
	EVA-1227	4,577	6,103	2,975	3,967	C-A-6-11-1-111	D-611-0.870x0.870in									DT.050.10".1227.16.N
12"	EVA-1227	4,577	6,103	2,975	3,967	C-A-6-11-1-111	D-611-0.870x0.870in									DT.050.12".1227.16.N
	EVA-1436	9,154	12,205	5,950	7,933	C-A-7-11-1-111	D-711-0.870x0.870in		TBD							DT.050.12".1436.16.N
14"	EVA-1227	4,577	6,103	2,975	3,967	C-A-6-11-1-111	D-611-0.870x0.870in									DT.050.14".1227.16.N
	EVA-1436	9,154	12,205	5,950	7,933	C-A-7-11-1-111	D-711-0.870x0.870in		TBD							DT.050.14".1436.16.N
16"	EVA-1436	9,154	12,205	5,950	7,933	C-A-7-11-1-111	D-711-1.067x1.067in									DT.050.16".1436.16.N
	EVA-1436	9,154	12,205	5,950	7,933	C-A-7-11-1-111	D-711-1.067x1.067in									DT.050.16".1436.16.N
18"	EVA-1436	9,154	12,205	5,950	7,933	C-A-7-11-1-111	D-711-1.067x1.067in									DT.050.18".1436.16.N
	EVA-1436	9,154	12,205	5,950	7,933	C-A-7-11-1-111	D-711-1.067x1.067in									DT.050.18".1436.16.N

Easytork will ship the actuator, insert, extended shaft, and bracket unassembled in one SKU box.

Refer to [Assembly & Labor tab](#) if buyer wants Easytork to assemble items together.

Disclaimer: Based on information available from valve manufacturer. All dimensions to be verified by customer prior to purchase confirmation.

Note*: Only for actuator and hardware required for mounting to valve. Order auxiliary add-ons (e.g., solenoid valve, lockout & PST, limit switch, chemical resistant adder, etc.) separately. If buyer requires assembly of auxiliary add-ons and/or valve, labor will be charged separately.