

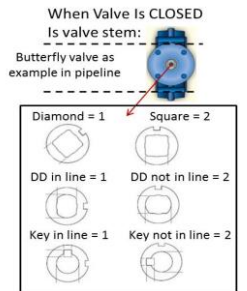
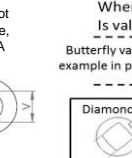
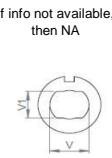
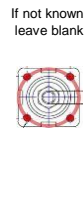
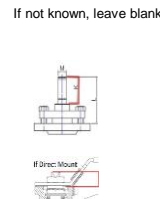
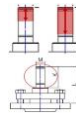
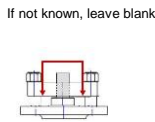
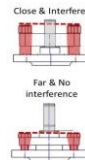
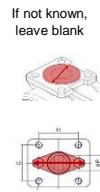
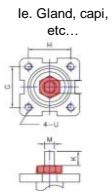
Generic Input		Easytork internal use only	
Valve Brand	Flo-Tite	Valve Brand Truncate	FT
Series	DM51 - Brass Plated Ball	Series Truncate	DM51
Input: 1 = mm / 2 = in	2		
Safety Factor	25%		

Actuator Design Year 16

**Valve Input**

Valve Torque				Section Only For Non Direct Mount ("D.M"), Otherwise Leave Blank						Valve Dimension							
				Bracket Check		Extended Shaft Check		Buyer Preference		Valve Info		Valve Flange Dimension		Valve Stem Shape and Dimension			
Published valve torque	Incl. safety factor	Direct Mount Check		Obstruction for std. Easytork bracket?	Out. dia. of obstruction over flange surface	Are bolts for packing gland close to valve stem height?	If bolts interfere with valve stem, what is inside dia. between bolts?	If w/ bracket: How much valve stem capture?	If known, capturable valve stem height	In ISO (i.e. F05) or in	Flange to top of valve stem	Stem Shape 1 = Square 2 = Double D 3 = Bore + Key	Valve stem dimension in in or mm	V Sq - sq DD - bore b+k - bore	V1 Sq - sq DD - flat b+k - key	V2 b+k - key (leave blank if Sq or DD)	Insert orientation when valve is CLOSED. If Sq 1=diamond / 2=Square If DD or B+K 1=in line / 2=not in line
Valve Size	in-lb	in-lb	1=Yes / 0=No	1=Yes / 0=No	in/mm	1=Yes / 0=No	in/mm	in/mm	in/mm	in/mm	in/mm	Key	in / mm	in/mm	in/mm	in/mm	1 = Diamond or in line / 2=Square or not in line
1/4"	53	66	No								F03	0.35	1	in	0.350	0.350	1
3/8"	53	66	No								F03	0.35	1	in	0.350	0.350	1
1/2"	53	66	No								F03	0.35	1	in	0.350	0.350	1
3/4"	53	66	No								F03	0.35	1	in	0.350	0.350	1
1"	53	66	No								F03	0.35	1	in	0.350	0.350	1
1 1/4"	53	66	No								F03	0.35	1	in	0.350	0.350	1
1 1/2"	150	188	No								F05	0.43	1	in	0.430	0.430	1
2"	150	188	No								F05	0.43	1	in	0.430	0.430	1
2 1/2"	275	344	No								F07	0.59	1	in	0.550	0.550	1
3"	275	344	No								F07	0.59	1	in	0.550	0.550	1
4"	646	808	No								F07	0.69	1	in	0.670	0.670	1
		0															
		0															
		0															
		0															
		0															
		0															
		0															
		0															

Notes:



**Disclaimer: Based on information available from valve manufacturer. All dimensions to be verified by customer prior to purchase confirmation.**

		Actuator Torque				Individual Part Order Code* (If ordered with the below order codes, Easytork will ship each part as standalone)				2017 List Price					Complete Actuator to Valve Order Code*
Valve Size	Required Actuator Range	DA @ 60PSI	DA @ 80PSI	FS @ 60PSI	FS @ 80PSI	Actuator	Insert	Extended Shaft	Bracket	Actuator +	Insert +	Extended Shaft +	Bracket or Plate +	= Total Package: Actuator and hardware for mounting to valve	
1/4"	EVA-0309	146	195	95	127	C-A-1-11-1-111									FT.DM51.1/4".0309.16
	EVA-0309	146	195	95	127	C-A-1-11-1-111									FT.DM51.1/4".0309.16
3/8"	EVA-0309	146	195	95	127	C-A-1-11-1-111									FT.DM51.3/8".0309.16
	EVA-0309	146	195	95	127	C-A-1-11-1-111									FT.DM51.3/8".0309.16
1/2"	EVA-0309	146	195	95	127	C-A-1-11-1-111									FT.DM51.1/2".0309.16
	EVA-0309	146	195	95	127	C-A-1-11-1-111									FT.DM51.1/2".0309.16
3/4"	EVA-0309	146	195	95	127	C-A-1-11-1-111									FT.DM51.3/4".0309.16
	EVA-0309	146	195	95	127	C-A-1-11-1-111									FT.DM51.3/4".0309.16
1"	EVA-0309	146	195	95	127	C-A-1-11-1-111									FT.DM51.1".0309.16
	EVA-0309	146	195	95	127	C-A-1-11-1-111									FT.DM51.1".0309.16
1 1/4"	EVA-0309	146	195	95	127	C-A-1-11-1-111									FT.DM51.1 1/4".0309.16
	EVA-0309	146	195	95	127	C-A-1-11-1-111									FT.DM51.1 1/4".0309.16
1 1/2"	EVA-0411	288	384	187	250	C-A-2-11-1-111									FT.DM51.1 1/2".0411.16
	EVA-0514	572	763	372	496	C-A-3-11-1-111	D-311-0.430x0.430in								FT.DM51.1 1/2".0514.16
2"	EVA-0411	288	384	187	250	C-A-2-11-1-111									FT.DM51.2".0411.16
	EVA-0514	572	763	372	496	C-A-3-11-1-111	D-311-0.430x0.430in								FT.DM51.2".0514.16
2 1/2"	EVA-0514	572	763	372	496	C-A-3-11-1-111									FT.DM51.2 1/2".0514.16
	EVA-0514	572	763	372	496	C-A-3-11-1-111									FT.DM51.2 1/2".0514.16
3"	EVA-0514	572	763	372	496	C-A-3-11-1-111									FT.DM51.3".0514.16
	EVA-0514	572	763	372	496	C-A-3-11-1-111									FT.DM51.3".0514.16
4"	EVA-0717	1,144	1,526	744	992	C-A-4-11-1-111									FT.DM51.4".0717.16
	EVA-1022	2,289	3,051	1,488	1,983	C-A-5-11-1-111	D-511-0.670x0.670in								FT.DM51.4".1022.16

**Disclaimer:** Based on information available from valve manufacturer. All dimensions to be verified by customer prior to purchase confirmation.

**Note\*:** Only for actuator and hardware required for mounting to valve. Order auxiliary add-ons (e.g., solenoid valve, lockout & PST, limit switch, chemical resistant adder, etc.) separately. If buyer requires assembly of auxiliary add-ons and/or valve, labor will be charged separately.