

Generic Input				Easytork internal use only	
Valve Brand	Flo-Tite	Valve Brand Truncate	FT		
Series	DM300 3 pc Econo Flo Series	Series Truncate	DM300		
Input: 1 = mm / 2 = in	2				
Safety Factor	25%				

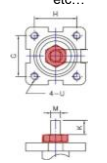
Actuator Design Year 16

Valve Input

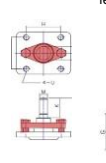
Valve Torque				Section Only For Non Direct Mount ("D.M"), Otherwise Leave Blank						Valve Dimension										
Direct Mount Check				Bracket Check		Extended Shaft Check		Buyer Preference		Valve Info		Valve Flange		Valve Dimension		Valve Stem Shape and Dimension				
Published valve torque	Incl. safety factor	Any obstruction over flange?	1=Yes / 0=No	Obstruction for std. Easytork bracket?	Out. dia. of obstruction over flange surface	Are bolts for packing gland close to valve stem height?	If bolts interfere with valve stem, what is inside dia. between bolts?	If w/ bracket: How much valve stem capture?	If known, capturable valve stem height	In ISO (i.e. F05)	Flange to top of valve stem	Stem Shape	Valve stem dimension in in or mm	V	V1	V2	Insert orientation when valve is CLOSED. If Sq 1=diamond / 2=square If DD or B+K 1=in line / 2=not in line			
Valve Size	in-lb	in-lb	1=Yes / 0=No	1=Yes / 0=No	in/mm	1=Yes / 0=No	in/mm	in/mm	in/mm	in/mm	in/mm	in/mm	Key	in / mm	in/mm	in/mm	in/mm	1 = Diamond or in line / 2=Square or not in line		
1/4"	50	63	No								F03	0.35	1	in	0.350	0.350			1	
3/8"	50	63	No								F03	0.35	1	in	0.350	0.350			1	
1/2"	55	69	No								F03	0.35	1	in	0.350	0.350			1	
3/4"	70	88	No								F03	0.35	1	in	0.350	0.350			1	
1"	100	125	No								F05	0.55	1	in	0.430	0.430			1	
1 1/4"	190	238	No								F05	0.55	1	in	0.430	0.430			1	
1 1/2"	390	488	No								F07	0.71	1	in	0.550	0.550			1	
2"	480	600	No								F07	0.71	1	in	0.550	0.550			1	
2 1/2"	735	919	No								F10	0.87	1	in	0.670	0.670			1	
3"	800	1,000	No								F10	0.87	1	in	0.670	0.670			1	
4"	1,410	1,763	No								F12	1.18	1	in	0.870	0.870			1	
		0																		
		0																		
		0																		
		0																		
		0																		
		0																		
		0																		
		0																		

Notes:

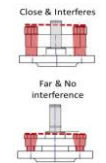
le. Gland, capi, etc...



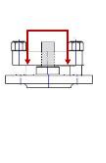
If not known, leave blank



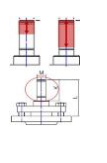
Close & Interferes



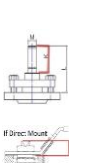
Far & No interference



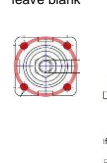
If not known, leave blank




If not known, leave blank



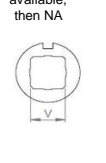
If not known, leave blank



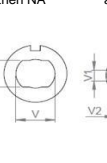
If not known, leave blank



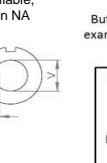
If info not available, then NA



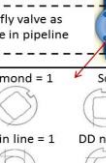
If info not available, then NA



If info not available, then NA



When Valve Is CLOSED Is valve stem: Butterfly valve as example in pipeline



Diamond = 1 Square = 2

DD in line = 1 DD not in line = 2

Key in line = 1 Key not in line = 2

Disclaimer: Based on information available from valve manufacturer. All dimensions to be verified by customer prior to purchase confirmation.

Valve Size	Required Actuator Range	Actuator Torque				Individual Part Order Code* (If ordered with the below order codes, Easytork will ship each part as standalone)				2017 List Price					Complete Actuator to Valve Order Code*	
		DA @ 60PSI	DA @ 80PSI	FS @ 60PSI	FS @ 80PSI	Actuator	Insert	Extended Shaft	Bracket	Actuator +	Insert +	Extended Shaft +	Bracket or Plate +	= Total Package: Actuator and hardware for mounting to valve		
1/4"	EVA-0309	146	195	95	127	C-A-1-11-1-111										FT.DM300.1/4".0309.16
	EVA-0309	146	195	95	127	C-A-1-11-1-111										FT.DM300.1/4".0309.16
3/8"	EVA-0309	146	195	95	127	C-A-1-11-1-111										FT.DM300.3/8".0309.16
	EVA-0309	146	195	95	127	C-A-1-11-1-111										FT.DM300.3/8".0309.16
1/2"	EVA-0309	146	195	95	127	C-A-1-11-1-111										FT.DM300.1/2".0309.16
	EVA-0309	146	195	95	127	C-A-1-11-1-111										FT.DM300.1/2".0309.16
3/4"	EVA-0309	146	195	95	127	C-A-1-11-1-111										FT.DM300.3/4".0309.16
	EVA-0309	146	195	95	127	C-A-1-11-1-111										FT.DM300.3/4".0309.16
1"	EVA-0411	288	384	187	250	C-A-2-11-1-111										FT.DM300.1".0411.16
	EVA-0411	288	384	187	250	C-A-2-11-1-111										FT.DM300.1".0411.16
1 1/4"	EVA-0411	288	384	187	250	C-A-2-11-1-111										FT.DM300.1 1/4".0411.16
	EVA-0514	572	763	372	496	C-A-3-11-1-111	D-311-0.430x0.430in									FT.DM300.1 1/4".0514.16
1 1/2"	EVA-0514	572	763	372	496	C-A-3-11-1-111										FT.DM300.1 1/2".0514.16
	EVA-0717	1,144	1,526	744	992	C-A-4-11-1-111	D-411-0.550x0.550in									FT.DM300.1 1/2".0717.16
2"	EVA-0514	572	763	372	496	C-A-3-11-1-111										FT.DM300.2".0514.16
	EVA-0717	1,144	1,526	744	992	C-A-4-11-1-111	D-411-0.550x0.550in									FT.DM300.2".0717.16
2 1/2"	EVA-0717	1,144	1,526	744	992	C-A-4-11-1-111										FT.DM300.2 1/2".0717.16
	EVA-1022	2,289	3,051	1,488	1,983	C-A-5-11-1-111	D-511-0.670x0.670in									FT.DM300.2 1/2".1022.16
3"	EVA-0717	1,144	1,526	744	992	C-A-4-11-1-111										FT.DM300.3".0717.16
	EVA-1022	2,289	3,051	1,488	1,983	C-A-5-11-1-111	D-511-0.670x0.670in									FT.DM300.3".1022.16
4"	EVA-1022	2,289	3,051	1,488	1,983	C-A-5-11-1-111										FT.DM300.4".1022.16
	EVA-1227	4,577	6,103	2,975	3,967	C-A-6-11-1-111	D-611-0.870x0.870in									FT.DM300.4".1227.16

Disclaimer: Based on information available from valve manufacturer. All dimensions to be verified by customer prior to purchase confirmation.

Note*: Only for actuator and hardware required for mounting to valve. Order auxiliary add-ons (e.g., solenoid valve, lockout & PST, limit switch, chemical resistant adder, etc.) separately. If buyer requires assembly of auxiliary add-ons and/or valve, labor will be charged separately.