

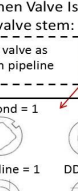
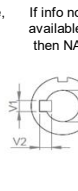
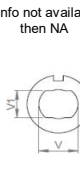
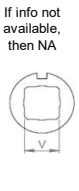
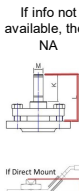
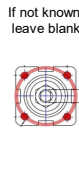
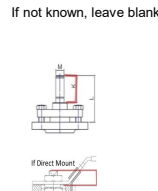
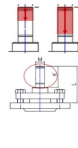
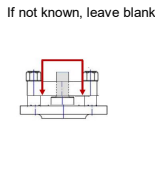
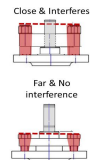
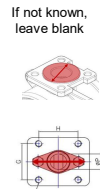
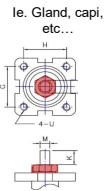
Generic Input		Easytork internal use only	
Valve Brand	Keystone	Valve Brand Truncate	KS
Series	AR1 / AR2 / 990 920	Series Truncate	AR
Input: 1 = mm / 2 = in	2		
Safety Factor	25%		

Actuator Design Year 19

Valve Input

Direct Mount Check				Section Only For Non Direct Mount ("D.M"), Otherwise Leave Blank						Valve Dimension								
Valve Torque		Check		Bracket Check		Extended Shaft Check		Buyer Preference		Valve Info		Valve Flange		Valve Dimension		Valve Stem Shape and Dimension		Insert orientation when valve is CLOSED. If Sq 1=diamond / 2=Square If DD or B+K 1=in line / 2=not in line 1 = Diamond or in line / 2=Square or not in line
Published valve torque	Incl. safety factor	Any obstruction over flange?	Possible obstruction for std. Easytork bracket?	Out. dia. of obstruction over flange surface	Are bolts for packing gland close to valve stem height?	If bolts interfere with valve stem, what is inside dia. between bolts?	If w/ bracket: How much valve stem capture?	If known, capturable valve stem height	In ISO (i.e. F05)	Flange to top of valve stem	Stem Shape	Valve stem dimension in in or mm	V	V1	V2			
in-lb	in-lb	1=Yes / 0=No	1=Yes / 0=No	in/mm	1=Yes / 0=No	in/mm	in/mm	in/mm	in/mm	in/mm	Key	in / mm	in/mm	in/mm	in/mm			
2"	235	270	No									3.25	1.25	2	in	0.563	0.375	
2 1/2"	264	304	No									3.25	1.25	2	in	0.563	0.375	
3"	355	408	No									3.25	1.25	2	in	0.563	0.375	
4"	549	631	No									3.25	1.25	2	in	0.625	0.438	
5"	779	896	No									3.25	1.25	2	in	0.750	0.500	
6"	1,086	1,249	No									3.25	1.25	2	in	0.750	0.500	
8"	1,885	2,168	No									5	1.25	2	in	0.875	0.625	
10"	3,074	3,535	No									5	2.00	3	in	1.125	0.250	0.250
12"	4,214	4,846	No									5	2.00	3	in	1.125	0.250	0.250
14"	6,842	7,868	No									5	3.00	3	in	1.375	0.313	0.313
16"	9,424	10,838	No									5	3.00	3	in	1.625	0.375	0.375
18"	12,630	14,525	No									6.5	4.25	3	in	1.875	0.500	0.375
20"	16,517	18,995	No									6.5	4.25	3	in	1.875	0.500	0.375
24"	20,616	23,708	No									6.5	4.25	3	in	1.875	0.500	0.375
		0																
		0																
		0																
		0																
		0																

Notes:



When Valve Is CLOSED Is valve stem: Butterfly valve as example in pipeline

Diamond = 1	Square = 2
DD in line = 1	DD not in line = 2
Key in line = 1	Key not in line = 2

Disclaimer: Based on information available from valve manufacturer. All dimensions to be verified by customer prior to purchase confirmation.

Valve Size	Required Actuator Range	Actuator Torque (Actual torque, no additional safety factor included)				Individual Part Order Code* (If ordered with the below order codes, Easytork will ship each part as standalone)				Note	Complete Actuator to Valve Order Code*
		DA @ 60PSI	DA @ 80PSI	FS @ 60PSI	FS @ 80PSI	Actuator	Insert	Extended Shaft	Bracket		
2"	EVA-0411	288	384	187	250	C-A-2-11-1-111	D-212-0.563x0.375in		Spacer plate	Direct mount with spacer plate	KS.AR.2".0411.19 KS.AR.2".0514.19
	EVA-0514	572	763	372	496	C-A-3-11-1-111	D-312-0.563x0.375in			Direct mount	
2 1/2"	EVA-0411	288	384	187	250	C-A-2-11-1-111	D-212-0.563x0.375in		Spacer plate	Direct mount with spacer plate	KS.AR.2 1/2".0411.19 KS.AR.2 1/2".0514.19
	EVA-0514	572	763	372	496	C-A-3-11-1-111	D-312-0.563x0.375in			Direct mount	
3"	EVA-0514	572	763	372	496	C-A-3-11-1-111	D-312-0.563x0.375in			Direct mount	KS.AR.3".0514.19 KS.AR.3".0717.19
	EVA-0717	1,144	1,526	744	992	C-A-4-11-1-111	D-412-0.563x0.375in			Direct mount	
4"	EVA-0514	572	763	372	496	C-A-3-11-1-111	D-312-0.625x0.438in			Direct mount	KS.AR.4".0514.19 KS.AR.4".0717.19
	EVA-0717	1,144	1,526	744	992	C-A-4-11-1-111	D-412-0.625x0.438in			Direct mount	
5"	EVA-0717	1,144	1,526	744	992	C-A-4-11-1-111	D-412-0.750x0.500in			Direct mount	KS.AR.5".0717.19 KS.AR.5".1022.19
	EVA-1022	2,289	3,051	1,488	1,983	C-A-5-11-1-111	D-512-0.750x0.500in			Direct mount	
6"	EVA-0717	1,144	1,526	744	992	C-A-4-11-1-111	D-412-0.750x0.500in			Direct mount	KS.AR.6".0717.19 KS.AR.6".1022.19
	EVA-1022	2,289	3,051	1,488	1,983	C-A-5-11-1-111	D-512-0.750x0.500in			Direct mount	
8"	EVA-1022	2,289	3,051	1,488	1,983	C-A-5-11-1-111	D-512-0.875x0.625in			Direct mount	KS.AR.8".1022.19 KS.AR.8".1227.19
	EVA-1227	4,577	6,103	2,975	3,967	C-A-6-11-1-111	D-612-0.875x0.625in			Direct mount	
10"	EVA-1227	4,577	6,103	2,975	3,967	C-A-6-11-1-111	D-613-1.125x0.250x0.250in			Direct mount	KS.AR.10".1227.19 KS.AR.10".1436.19
	EVA-1436	9,154	12,205	5,950	7,933	C-A-7-11-1-111	D-713-1.125x0.250x0.250in			Direct mount	
12"	EVA-1227	4,577	6,103	2,975	3,967	C-A-6-11-1-111	D-613-1.125x0.250x0.250in			Direct mount	KS.AR.12".1227.19 KS.AR.12".1436.19
	EVA-1436	9,154	12,205	5,950	7,933	C-A-7-11-1-111	D-713-1.125x0.250x0.250in			Direct mount	
14"	EVA-1227	4,577	6,103	2,975	3,967	C-A-6-11-1-111	D-613-1.375x0.313x0.313in		Spacer plate	Direct mount with spacer plate	KS.AR.14".1227.19 KS.AR.14".1436.19
	EVA-1436	9,154	12,205	5,950	7,933	C-A-7-11-1-111	D-713-1.375x0.313x0.313in			Direct mount	
16"	EVA-1436	9,154	12,205	5,950	7,933	C-A-7-11-1-111	D-713-1.625x0.375x0.375in		Spacer plate	Direct mount with spacer plate	KS.AR.16".1436.19 KS.AR.16".1646.19
	EVA-1646	18,308	24,411	11,900	15,867	C-A-8-11-1-111	D-813-1.625x0.375x0.375in		Custom spacer plate	Direct mount with spacer plate	
18"	EVA-1436	9,154	12,205	5,950	7,933	C-A-7-11-1-111	D-713-1.875x0.500x0.375in		Spacer plate	Direct mount with spacer plate	KS.AR.18".1436.19 KS.AR.18".1646.19
	EVA-1646	18,308	24,411	11,900	15,867	C-A-8-11-1-111	D-813-1.875x0.500x0.375in			Direct mount	
20"	EVA-1436	9,154	12,205	5,950	7,933	C-A-7-11-1-111	D-713-1.875x0.500x0.375in		Spacer plate	Direct mount with spacer plate	KS.AR.20".1436.19 KS.AR.20".1646.19
	EVA-1646	18,308	24,411	11,900	15,867	C-A-8-11-1-111	D-813-1.875x0.500x0.375in			Direct mount	
24"	EVA-1646	18,308	24,411	11,900	15,867	C-A-8-11-1-111	D-813-1.875x0.500x0.375in			Direct mount	KS.AR.24".1646.19 KS.AR.24".1646.19
	EVA-1646	18,308	24,411	11,900	15,867	C-A-8-11-1-111	D-813-1.875x0.500x0.375in			Direct mount	

Disclaimer: Based on information available from valve manufacturer. All dimensions to be verified by customer prior to purchase confirmation.

Note*: Only for actuator and hardware required for mounting to valve. Order auxiliary add-ons (e.g., solenoid valve, lockout & PST, limit switch, chemical resistant adder, etc.) separately. If buyer requires assembly of auxiliary add-ons and/or valve, labor will be charged separately.