

Generic Input		Easytork internal use only	
Valve Brand	Keystone	Valve Brand Truncate	KS
Series	AR1 / AR2	Series Truncate	AR
Input: 1 = mm / 2 = in	2		
Safety Factor	25%		

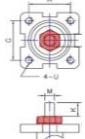
Actuator Design Year  16

Valve Input

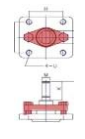
Direct Mount				Section Only For Non Direct Mount ("D.M"), Otherwise Leave Blank						Valve Dimension							
				Bracket Check		Extended Shaft Check		Buyer Preference		Valve Info		Valve Flange		Valve Dimension		Valve Stem Shape and Dimension	
Published valve torque	Incl. safety factor	Any obstruction over flange?	Possible obstruction for std. Easytork bracket?	Out. dia. of obstruction over flange surface	Are bolts for packing gland close to valve stem height?	If bolts interfere with valve stem, what is inside dia. between bolts	If w/ bracket: How much valve stem capture?	If known, capturable valve stem height	In ISO (i.e. F05)	Flange to top of valve stem	Stem Shape	Valve stem dimension in or mm	V	V1	V2		
Size	in-lb	in-lb	1=Yes / 0=No	1=Yes / 0=No	in/mm	1=Yes / 0=No	in/mm	in/mm	in/mm	in/mm	in/mm	in/mm	in/mm	in/mm	in/mm	in/mm	
2"	229	286	No							3.25	1.25	2	in	0.563	0.375		
2 1/2"	284	355	No							3.25	1.25	2	in	0.563	0.375		
3"	340	425	No							3.25	1.25	2	in	0.563	0.375		
4"	519	649	No							3.25	1.25	2	in	0.625	0.438		
5"	724	905	No							3.25	1.25	2	in	0.750	0.500		
6"	1,006	1,258	No							3.25	1.25	2	in	0.750	0.500		
8"	1,720	2,150	No							5	1.25	2	in	0.875	0.625		
10"	2,751	3,439	No							5	2.00	3	in	1.125	0.250	0.250	
12"	3,737	4,671	No							5	2.00	3	in	1.125	0.250	0.250	
14"	5,995	7,494	No							5	3.00	3	in	1.375	0.313	0.313	
16"	8,116	10,145	No							5	3.00	3	in	1.625	0.375	0.375	
18"	10,720	13,400	No							6.5	4.15	3	in	1.875	0.500	0.375	
		0															
		0															
		0															
		0															
		0															
		0															

Notes:

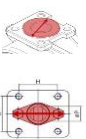
ie. Gland, capi, etc...



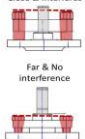
If not known, leave blank



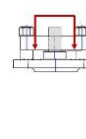
Close & Interferes




Far & No interference



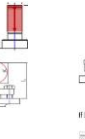
If not known, leave blank




If not known, leave blank




If not known, leave blank



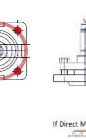
If not known, leave blank




If info not available, then NA



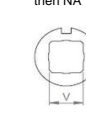
If not known, leave blank



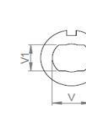
If info not available, then NA



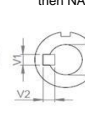
If info not available, then NA



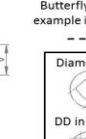
If info not available, then NA



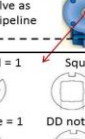
If info not available, then NA



If info not available, then NA



When Valve Is CLOSED Is valve stem: Butterfly valve as example in pipeline



Diamond = 1	Square = 2
DD in line = 1	DD not in line = 2
Key in line = 1	Key not in line = 2

**Disclaimer: Based on information available from valve manufacturer. All dimensions to be verified by customer prior to purchase confirmation.**

Valve Size	Required Actuator Range	Actuator Torque (Actual torque, no additional safety factor included)				Individual Part Order Code* (If ordered with the below order codes, Easytork will ship each part as standalone)				2017 List Price					Complete Actuator to Valve Order Code*
		DA @ 60PSI	DA @ 80PSI	FS @ 60PSI	FS @ 80PSI	Actuator	Insert	Extended Shaft	Bracket	Actuator +	Insert +	Extended Shaft +	Bracket or Plate +	= Total Package: Actuator and hardware for mounting to valve	Easytork will ship the actuator, insert, extended shaft, and bracket unassembled in one SKU box.  Refer to <a href="#">Assembly &amp; Labor tab</a> if buyer wants Easytork to assemble items together.
2"	EVA-0411	288	384	187	250	C-A-2-11-1-111	D-212-0.563x0.375in		P-1-3.25in-F05-0.63in						KS.AR.2".0411.16
	EVA-0514	572	763	372	496	C-A-3-11-1-111	D-312-0.563x0.375in		P-1-3.25in-F05-0.43in						KS.AR.2".0514.16
2 1/2"	EVA-0411	288	384	187	250	C-A-2-11-1-111	D-212-0.563x0.375in		P-1-3.25in-F05-0.63in						KS.AR.2 1/2".0411.16
	EVA-0514	572	763	372	496	C-A-3-11-1-111	D-312-0.563x0.375in		P-1-3.25in-F05-0.43in						KS.AR.2 1/2".0514.16
3"	EVA-0411	288	384	187	250	C-A-2-11-1-111	D-212-0.563x0.375in		P-1-3.25in-F05-0.63in						KS.AR.3".0411.16
	EVA-0514	572	763	372	496	C-A-3-11-1-111	D-312-0.563x0.375in		P-1-3.25in-F05-0.43in						KS.AR.3".0514.16
4"	EVA-0514	572	763	372	496	C-A-3-11-1-111	D-312-0.625x0.438in		P-1-3.25in-F05-0.43in						KS.AR.4".0514.16
	EVA-0717	1,144	1,526	744	992	C-A-4-11-1-111	D-412-0.625x0.438in		P-1-3.25in-F05-0.43in						KS.AR.4".0717.16
5"	EVA-0514	572	763	372	496	C-A-3-11-1-111	D-312-0.750x0.500in		P-1-3.25in-F05-0.43in						KS.AR.5".0514.16
	EVA-0717	1,144	1,526	744	992	C-A-4-11-1-111	D-412-0.750x0.500in		P-1-3.25in-F05-0.43in						KS.AR.5".0717.16
6"	EVA-0717	1,144	1,526	744	992	C-A-4-11-1-111	D-412-0.750x0.500in		P-1-3.25in-F05-0.43in						KS.AR.6".0717.16
	EVA-1022	2,289	3,051	1,488	1,983	C-A-5-11-1-111	D-512-0.750x0.500in		P-1-3.25in-F12-0.375in						KS.AR.6".1022.16
8"	EVA-1022	2,289	3,051	1,488	1,983	C-A-5-11-1-111	D-512-0.875x0.625in								KS.AR.8".1022.16
	EVA-1227	4,577	6,103	2,975	3,967	C-A-6-11-1-111	D-612-0.875x0.625in								KS.AR.8".1227.16
10"	EVA-1022	2,289	3,051	1,488	1,983	C-A-5-11-1-111	D-513-1.125x0.250x0.250in		P-1-F1012-F1012-0.24in (order 4)						KS.AR.10".1022.16
	EVA-1227	4,577	6,103	2,975	3,967	C-A-6-11-1-111	D-613-1.125x0.250x0.250in								KS.AR.10".1227.16
12"	EVA-1227	4,577	6,103	2,975	3,967	C-A-6-11-1-111	D-613-1.125x0.250x0.250in								KS.AR.12".1227.16
	EVA-1436	9,154	12,205	5,950	7,933	C-A-7-11-1-111	D-713-1.125x0.250x0.250in								KS.AR.12".1436.16
14"	EVA-1227	4,577	6,103	2,975	3,967	C-A-6-11-1-111	D-613-1.375x0.313x0.313in		P-1-F1012-F1012-0.24in (order 7)						KS.AR.14".1227.16
	EVA-1436	9,154	12,205	5,950	7,933	C-A-7-11-1-111	D-713-1.375x0.313x0.313in								KS.AR.14".1436.16
16"	EVA-1436	9,154	12,205	5,950	7,933	C-A-7-11-1-111	D-713-1.625x0.375x0.375in		P-1-F1012-F1012-0.24in (order 5)						KS.AR.16".1436.16
18"	EVA-1436	9,154	12,205	5,950	7,933	C-A-7-11-1-111	D-713-1.875x0.500x0.375in		Special						KS.AR.18".1436.16

**Disclaimer:** Based on information available from valve manufacturer. All dimensions to be verified by customer prior to purchase confirmation.

**Note\*:** Only for actuator and hardware required for mounting to valve. Order auxiliary add-ons (e.g., solenoid valve, lockout & PST, limit switch, chemical resistant adder, etc.) separately. If buyer requires assembly of auxiliary add-ons and/or valve, labor will be charged separately.