

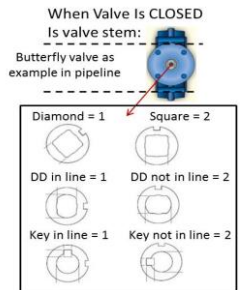
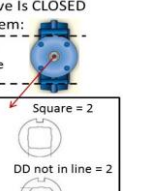
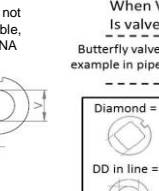
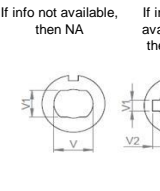
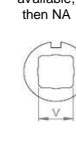
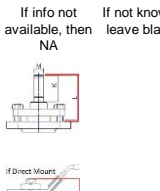
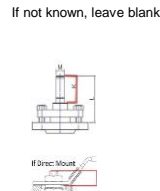
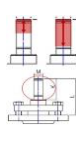
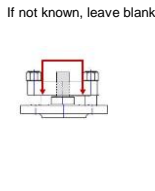
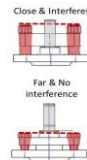
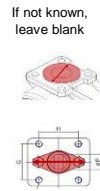
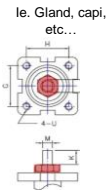
Generic Input		Easytork internal use only	
Valve Brand	Keystone	Valve Brand Truncate	KS
Series	360/362 370/372	Series Truncate	KLOK
Input: 1 = mm / 2 = in	2		
Safety Factor	15%		

Actuator Design Year 19

Valve Input

Direct Mount Check				Section Only For Non Direct Mount ("D.M"), Otherwise Leave Blank						Valve Dimension									
Valve Torque		Check		Bracket Check		Extended Shaft Check		Buyer Preference		Valve Info		Valve Flange		Valve Dimension		Valve Stem Shape and Dimension			
Published valve torque	Incl. safety factor	Any obstruction over flange?	1=Yes / 0=No	Possible obstruction for std. Easytork bracket?	Out. dia. of obstruction over flange surface	Are bolts for packing gland close to valve stem height?	If bolts interfere with valve stem, what is inside dia. between bolts?	If w/ bracket: How much valve stem capture?	If known, capturable valve stem height	In ISO (i.e. F05)	Flange to top of valve stem	Stem Shape	Valve stem dimension in in or mm	V	V1	V2	Insert orientation when valve is CLOSED. If Sq 1=diamond / 2=square If DD or B+K 1=in line / 2=not in line		
Valve Size	in-lb	in-lb	1=Yes / 0=No	1=Yes / 0=No	in/mm	1=Yes / 0=No	in/mm	in/mm	in/mm	in/mm	in/mm	in/mm	in/mm	in/mm	in/mm	in/mm	in/mm	in/mm	in/mm
2"	580	667	No									3.25	1.25	2	in	0.563	0.375		
2 1/2"	580	667	No									3.25	1.25	2	in	0.563	0.375		
3"	650	748	No									3.25	1.25	2	in	0.625	0.438		
4"	1,235	1,420	No									3.25	1.25	2	in	0.750	0.500		
5"	1,900	2,185	No									3.25	1.25	2	in	0.750	0.500		
6"	2,900	3,335	No									5	1.25	2	in	0.875	0.500		
8"	6,720	7,728	No									5	2.00	3	in	1.125	0.250	0.25	
10"	9,850	11,328	No									5	2.00	3	in	1.375	0.250	0.250	
12"	12,940	14,881	No									6.5	3.00	3	in	1.500	0.313	0.313	
14"	17,200	19,780	No									6.5	3.00	3	in	1.625	0.375	0.375	
16"	15,000	17,250	No									6.5	3.00	3	in	1.750	0.375	0.375	
18"	19,500	22,425	No									6.5	4.06	3	in	1.875	0.500	0.375	
20"	19,500	22,425	No									6.5	4.31	3	in	2.250	0.500	0.375	
24"	19,500	22,425	No									6.5	4.25	3	in	2.500	0.500	0.375	
		0																	
		0																	
		0																	
		0																	

Notes:



Disclaimer: Based on information available from valve manufacturer. All dimensions to be verified by customer prior to purchase confirmation.

Valve Size	Required Actuator Range	Actuator Torque (Actual torque, no additional safety factor included)				Individual Part Order Code* (If ordered with the below order codes, Easytork will ship each part as standalone)				Note	Complete Actuator to Valve Order Code*
		DA @ 60PSI	DA @ 80PSI	FS @ 60PSI	FS @ 80PSI	Actuator	Insert	Extended Shaft	Bracket		
2"	EVA-0514	572	763	372	496	C-A-3-11-1-111	D-312-0.563x0.375in			Direct mount	KS.KLOK.2".0514.19 KS.KLOK.2".0717.19 KS.KLOK.2 1/2".0514.19 KS.KLOK.2 1/2".0717.19 KS.KLOK.3".0514.19 KS.KLOK.3".0717.19 KS.KLOK.4".0717.19 KS.KLOK.4".1022.19 KS.KLOK.5".0717.19 KS.KLOK.5".1022.19 KS.KLOK.6".1022.19 KS.KLOK.6".1227.19 KS.KLOK.8".1227.19 KS.KLOK.8".1436.19 KS.KLOK.10".1436.19 KS.KLOK.10".1646.19 KS.KLOK.12".1436.19 KS.KLOK.12".1646.19 KS.KLOK.14".1436.19 KS.KLOK.14".1646.19 KS.KLOK.16".1436.19 KS.KLOK.16".1646.19 KS.KLOK.18".1436.19 KS.KLOK.18".1646.19 KS.KLOK.20".1646.19 KS.KLOK.20".1646.19 KS.KLOK.24".1646.19 KS.KLOK.24".1646.19
	EVA-0717	1,144	1,526	744	992	C-A-4-11-1-111	D-412-0.563x0.375in			Direct mount	
2 1/2"	EVA-0514	572	763	372	496	C-A-3-11-1-111	D-312-0.563x0.375in			Direct mount	
	EVA-0717	1,144	1,526	744	992	C-A-4-11-1-111	D-412-0.563x0.375in			Direct mount	
3"	EVA-0514	572	763	372	496	C-A-3-11-1-111	D-312-0.625x0.438in			Direct mount	
	EVA-0717	1,144	1,526	744	992	C-A-4-11-1-111	D-412-0.625x0.438in			Direct mount	
4"	EVA-0717	1,144	1,526	744	992	C-A-4-11-1-111	D-412-0.750x0.500in			Direct mount	
	EVA-1022	2,289	3,051	1,488	1,983	C-A-5-11-1-111	D-512-0.750x0.500in			Direct mount	
5"	EVA-0717	1,144	1,526	744	992	C-A-4-11-1-111	D-412-0.750x0.500in			Direct mount	
	EVA-1022	2,289	3,051	1,488	1,983	C-A-5-11-1-111	D-512-0.750x0.500in			Direct mount	
6"	EVA-1022	2,289	3,051	1,488	1,983	C-A-5-11-1-111	D-512-0.875x0.500in			Direct mount	
	EVA-1227	4,577	6,103	2,975	3,967	C-A-6-11-1-111	D-612-0.875x0.500in			Direct mount	
8"	EVA-1227	4,577	6,103	2,975	3,967	C-A-6-11-1-111	D-613-1.125x0.250x0.250in			Direct mount	
	EVA-1436	9,154	12,205	5,950	7,933	C-A-7-11-1-111	D-713-1.125x0.250x0.250in			Direct mount	
10"	EVA-1436	9,154	12,205	5,950	7,933	C-A-7-11-1-111	D-713-1.375x0.250x0.250in			Direct mount	
	EVA-1646	18,308	24,411	11,900	15,867	C-A-8-11-1-111	D-813-1.375x0.250x0.250in Custom spacer plate 5" to 6.5"			Direct mount with spacer plate	
12"	EVA-1436	9,154	12,205	5,950	7,933	C-A-7-11-1-111	D-713-1.500x0.313x0.313in			Direct mount	
	EVA-1646	18,308	24,411	11,900	15,867	C-A-8-11-1-111	D-813-1.500x0.313x0.313in			Direct mount	
14"	EVA-1436	9,154	12,205	5,950	7,933	C-A-7-11-1-111	D-713-1.625x0.375x0.375in Spacer plate			Direct mount with spacer plate	
	EVA-1646	18,308	24,411	11,900	15,867	C-A-8-11-1-111	D-813-1.625x0.375x0.375in			Direct mount	
16"	EVA-1436	9,154	12,205	5,950	7,933	C-A-7-11-1-111	D-713-1.750x0.375x0.375in Spacer plate			Direct mount with spacer plate	
	EVA-1646	18,308	24,411	11,900	15,867	C-A-8-11-1-111	D-813-1.750x0.375x0.375in			Direct mount	
18"	EVA-1436	9,154	12,205	5,950	7,933	C-A-7-11-1-111	D-713-1.875x0.500x0.375in Spacer plate			Direct mount with spacer plate	
	EVA-1646	18,308	24,411	11,900	15,867	C-A-8-11-1-111	D-813-1.875x0.500x0.375in			Direct mount	
20"	EVA-1646	18,308	24,411	11,900	15,867	C-A-8-11-1-111	D-813-2.250x0.500x0.375in Spacer plate			Direct mount with spacer plate	
	EVA-1646	18,308	24,411	11,900	15,867	C-A-8-11-1-111	D-813-2.250x0.500x0.375in Spacer plate			Direct mount with spacer plate	
24"	EVA-1646	18,308	24,411	11,900	15,867	C-A-8-11-1-111	D-813-2.500x0.500x0.375in Spacer plate			Direct mount with spacer plate	
	EVA-1646	18,308	24,411	11,900	15,867	C-A-8-11-1-111	D-813-2.500x0.500x0.375in Spacer plate			Direct mount with spacer plate	

Disclaimer: Based on information available from valve manufacturer. All dimensions to be verified by customer prior to purchase confirmation.

Note*: Only for actuator and hardware required for mounting to valve. Order auxiliary add-ons (e.g., solenoid valve, lockout & PST, limit switch, chemical resistant adder, etc.) separately. If buyer requires assembly of auxiliary add-ons and/or valve, labor will be charged separately.