

Generic Input		Easytork internal use only	
Valve Brand	Sharpe	Valve Brand Truncate	SH
Series	74 / FS74	Series Truncate	74
Input: 1 = mm / 2 = in	2		
Safety Factor	25%		

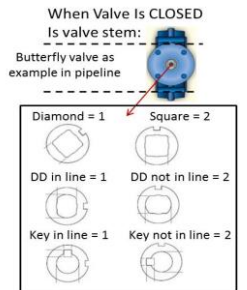
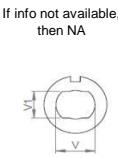
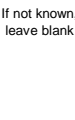
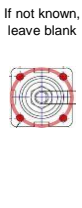
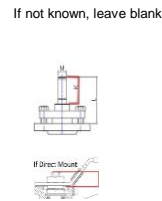
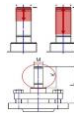
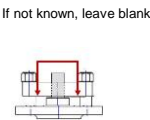
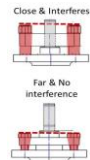
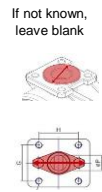
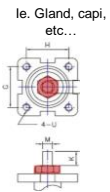
Actuator Design Year

16

Valve Input

Valve Torque				Section Only For Non Direct Mount ("D.M"), Otherwise Leave Blank						Valve Dimension							
Published valve torque		Incl. safety factor	Any obstruction over flange?	Bracket Check		Extended Shaft Check		Preference	Valve Info	Valve Flange	Valve Dimension	Valve Stem Shape and Dimension					
Valve Size	in-lb	in-lb	1=Yes / 0=No	1=Yes / 0=No	in/mm	1=Yes / 0=No	in/mm	in/mm	in/mm	in/mm	in/mm	Stem Shape	Valve stem dimension in in or mm	V	V1	V2	
				Possible obstruction for std. Easytork bracket?	Out. dia. of obstruction over flange surface	Are bolts for packing gland close to valve stem height?	If bolts interfere with valve stem, what is inside dia. between bolts?	If w/ bracket: How much valve stem capture?	If known, capturable valve stem height	In ISO (i.e. F05) or in	Flange to top of valve stem	1 = Square 2 = Double D 3 = Bore + Key	Choose either in / mm	Sq - sq DD - bore b+k - bore	Sq - sq DD - flat b+k - key blank if Sq or DD	b+k - key (leave blank if Sq or DD)	Insert orientation when valve is CLOSED. If Sq 1=diamond / 2=square If DD or B+K 1=in line / 2=not in line 1 = Diamond or in line / 2=Square or not in line
1"	105	131	Yes	Yes	1.180	No		0.320	0.37	F04	0.74	2	in	0.394	0.264		
1 1/2"	300	375	Yes	Yes	2.165	No		0.500	0.54	F07	1.41	2	in	0.709	0.512		
2"	460	575	Yes	Yes	2.165	No		0.500	0.54	F07	1.41	2	in	0.709	0.512		
3"	1,400	1,750	Yes	No		No		0.625	0.68	F10	1.93	2	in	1.024	0.807		
4"	2,100	2,625	Yes	No		No		0.625	0.68	F10	1.93	2	in	1.024	0.807		
		0															
		0															
		0															
		0															
		0															
		0															
		0															
		0															
		0															
		0															
		0															
		0															
		0															

Notes:



Disclaimer: Based on information available from valve manufacturer. All dimensions to be verified by customer prior to purchase confirmation.

Valve Size	Required Actuator Range	Actuator Torque (Actual torque, no additional safety factor included)				Individual Part Order Code* (If ordered with the below order codes, Easytork will ship each part as standalone)				2017 List Price					Complete Actuator to Valve Order Code*
		DA @ 60PSI	DA @ 80PSI	FS @ 60PSI	FS @ 80PSI	Actuator	Insert	Extended Shaft	Bracket	Actuator +	Insert +	Extended Shaft +	Bracket or Plate +	= Total Package: Actuator and hardware for mounting to valve	
1"	EVA-0309	146	195	95	127	C-A-1-11-1-111	D-112-0.394x0.264in	K-AS-1-1-1-2	B-2-F04S-F04S-1.42in						SH.74.1".0309.16
	EVA-0411	288	384	187	250	C-A-2-11-1-111	D-212-0.394x0.264in	K-AS-2-1-1-2	B-2-F04S-F04S-1.42in						SH.74.1".0411.16
1 1/2"	EVA-0411	288	384	187	250	C-A-2-11-1-111	D-212-0.709x0.512in	K-AS-2-1-1-2	B-2-F07M-F04M-1.91in						SH.74.1 1/2".0411.16
	EVA-0514	572	763	372	496	C-A-3-11-1-111	D-312-0.709x0.512in	K-AS-3-1-1-2	B-2-F07M-F05M-2.41in						SH.74.1 1/2".0514.16
2"	EVA-0514	572	763	372	496	C-A-3-11-1-111	D-312-0.709x0.512in	K-AS-3-1-1-2	B-2-F07M-F05M-2.41in						SH.74.2".0514.16
	EVA-0717	1,144	1,526	744	992	C-A-4-11-1-111	D-412-0.709x0.512in	K-AS-4-1-1-2	B-2-F07M-F07M-2.41in						SH.74.2".0717.16
3"	EVA-1022	2,289	3,051	1,488	1,983	C-A-5-11-1-111	D-512-1.024x0.807in	K-AS-5-1-1-2	B-2-F10L-F10L-3.055in						SH.74.3".1022.16
	EVA-1227	4,577	6,103	2,975	3,967	C-A-6-11-1-111	D-612-1.024x0.807in	K-AS-6-1-1-2	B-2-F10L-F12L-3.055in						SH.74.3".1227.16
4"	EVA-1022	2,289	3,051	1,488	1,983	C-A-5-11-1-111	D-512-1.024x0.807in	K-AS-5-1-1-2	B-2-F10L-F10L-3.055in						SH.74.4".1022.16
	EVA-1227	4,577	6,103	2,975	3,967	C-A-6-11-1-111	D-612-1.024x0.807in	K-AS-6-1-1-2	B-2-F10L-F12L-3.055in						SH.74.4".1227.16

Disclaimer: Based on information available from valve manufacturer. All dimensions to be verified by customer prior to purchase confirmation.

Note*: Only for actuator and hardware required for mounting to valve. Order auxiliary add-ons (e.g., solenoid valve, lockout & PST, limit switch, chemical resistant adder, etc.) separately. If buyer requires assembly of auxiliary add-ons and/or valve, labor will be charged separately.