

Generic Input		Easytork internal use only	
Valve Brand	Sharpe	Valve Brand Truncate	SH
Series	Series 13 DIR-ACT 3pc	Series Truncate	13
Input: 1 = mm / 2 = in	2		
Safety Factor	25%		

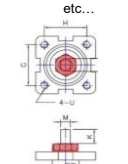
Actuator Design Year 16

Valve Input

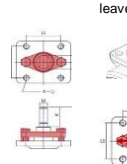
Direct Mount Check				Section Only For Non Direct Mount ("D.M"), Otherwise Leave Blank						Valve Dimension							
Valve Torque		Check		Bracket Check		Extended Shaft Check		Buyer Preference		Valve Info		Valve Flange		Valve Dimension		Valve Stem Shape and Dimension	
Published valve torque	Incl. safety factor	Any obstruction over flange?	1=Yes / 0=No	Possible obstruction for std. Easytork bracket?	Out. dia. of obstruction over flange surface	Are bolts for packing gland close to valve stem height?	If bolts interfere with valve stem, what is inside dia. between bolts?	If w/ bracket: How much valve stem capture?	If known, capturable valve stem height	In ISO (i.e. F05)	Flange to top of valve stem	Stem Shape	Valve stem dimension in in or mm	V	V1	V2	Insert orientation when valve is CLOSED. If Sq 1=diamond / 2=square If DD or B+K 1=in line / 2=not in line
Valve Size	in-lb	in-lb	1=Yes / 0=No	1=Yes / 0=No	in/mm	1=Yes / 0=No	in/mm	in/mm	in/mm	in/mm	in/mm	in/mm	Key	in / mm	in/mm	in/mm	in/mm
1/4"	40	50	No							F03	0.31	1	in	0.350	0.350		1
3/8"	40	50	No							F03	0.31	1	in	0.350	0.350		1
1/2"	40	50	No							F03	0.31	1	in	0.350	0.350		1
3/4"	80	100	No							F04	0.40	1	in	0.350	0.350		1
1"	110	138	No							F05	0.44	1	in	0.350	0.350		1
1 1/4"	160	200	No							F05	0.60	1	in	0.430	0.430		1
1 1/2"	190	238	No							F05	0.54	1	in	0.430	0.430		1
2"	250	313	No							F05	0.54	1	in	0.430	0.430		1
2 1/2"	500	625	No							F07	0.79	1	in	0.670	0.670		1
3"	720	900	No							F07	0.79	1	in	0.670	0.670		1
4"	800	1,000	No							F10	1.00	1	in	0.670	0.670		1
		0															
		0															
		0															
		0															
		0															
		0															
		0															
		0															

Notes:

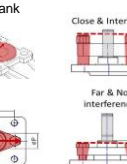
le. Gland, capi, etc...



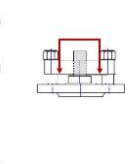
If not known, leave blank



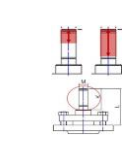
Close & Interferes



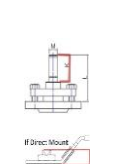
Far & No interference



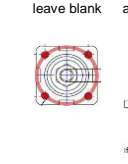
If not known, leave blank



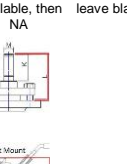
If not known, leave blank



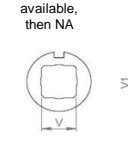
If not known, leave blank



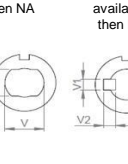
If info not available, then NA



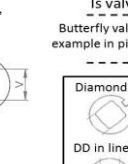
If not known, leave blank



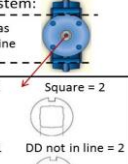
If info not available, then NA




If info not available, then NA



If info not available, then NA



When Valve Is CLOSED Is valve stem: Butterfly valve as example in pipeline



Diamond = 1	Square = 2
DD in line = 1	DD not in line = 2
Key in line = 1	Key not in line = 2

Disclaimer: Based on information available from valve manufacturer. All dimensions to be verified by customer prior to purchase confirmation.

Valve Size	Required Actuator Range	Actuator Torque (Actual torque, no additional safety factor included)				Individual Part Order Code* (If ordered with the below order codes, Easytork will ship each part as standalone)				2017 List Price					Complete Actuator to Valve Order Code*
		DA @ 60PSI	DA @ 80PSI	FS @ 60PSI	FS @ 80PSI	Actuator	Insert	Extended Shaft	Bracket	Actuator +	Insert +	Extended Shaft +	Bracket or Plate +	= Total Package: Actuator and hardware for mounting to valve	
1/4"	EVA-0309	146	195	95	127	C-A-1-11-1-111									SH.13.1/4".0309.16
	EVA-0309	146	195	95	127	C-A-1-11-1-111									SH.13.1/4".0309.16
3/8"	EVA-0309	146	195	95	127	C-A-1-11-1-111									SH.13.3/8".0309.16
	EVA-0309	146	195	95	127	C-A-1-11-1-111									SH.13.3/8".0309.16
1/2"	EVA-0309	146	195	95	127	C-A-1-11-1-111									SH.13.1/2".0309.16
	EVA-0309	146	195	95	127	C-A-1-11-1-111									SH.13.1/2".0309.16
3/4"	EVA-0309	146	195	95	127	C-A-1-11-1-111									SH.13.3/4".0309.16
	EVA-0411	288	384	187	250	C-A-2-11-1-111	D-211-0.350x0.350in								SH.13.3/4".0411.16
1"	EVA-0309	146	195	95	127	C-A-1-11-1-111									SH.13.1".0309.16
	EVA-0411	288	384	187	250	C-A-2-11-1-111	D-211-0.350x0.350in								SH.13.1".0411.16
1 1/4"	EVA-0411	288	384	187	250	C-A-2-11-1-111									SH.13.1 1/4".0411.16
	EVA-0514	572	763	372	496	C-A-3-11-1-111	D-311-0.430x0.430in								SH.13.1 1/4".0514.16
1 1/2"	EVA-0411	288	384	187	250	C-A-2-11-1-111									SH.13.1 1/2".0411.16
	EVA-0514	572	763	372	496	C-A-3-11-1-111	D-311-0.430x0.430in								SH.13.1 1/2".0514.16
2"	EVA-0411	288	384	187	250	C-A-2-11-1-111									SH.13.2".0411.16
	EVA-0514	572	763	372	496	C-A-3-11-1-111	D-311-0.430x0.430in								SH.13.2".0514.16
2 1/2"	EVA-0514	572	763	372	496	C-A-3-11-1-111	D-311-0.670x0.670in								SH.13.2 1/2".0514.16
	EVA-0717	1,144	1,526	744	992	C-A-4-11-1-111									SH.13.2 1/2".0717.16
3"	EVA-0717	1,144	1,526	744	992	C-A-4-11-1-111									SH.13.3".0717.16
	EVA-1022	2,289	3,051	1,488	1,983	C-A-5-11-1-111	D-511-0.670x0.670in								SH.13.3".1022.16
4"	EVA-0717	1,144	1,526	744	992	C-A-4-11-1-111									SH.13.4".0717.16
	EVA-1022	2,289	3,051	1,488	1,983	C-A-5-11-1-111	D-511-0.670x0.670in								SH.13.4".1022.16

Disclaimer: Based on information available from valve manufacturer. All dimensions to be verified by customer prior to purchase confirmation.

Note*: Only for actuator and hardware required for mounting to valve. Order auxiliary add-ons (e.g., solenoid valve, lockout & PST, limit switch, chemical resistant adder, etc.) separately. If buyer requires assembly of auxiliary add-ons and/or valve, labor will be charged separately.